



A Meeting of the
**BOARD OF DIRECTORS
OF THE
CENTRAL COAST WATER AUTHORITY**

will be held at 9:00 a.m., on Thursday, January 23, 2025
at 255 Industrial Way, Buellton, California 93427

Members of the public may participate by video call or telephone via
[Microsoft Teams](#) Meeting ID: 255 983 543 71 Passcode: bZ3Y3dL9
or by dialing [+1 323-484-5095](#) and entering access Code/Meeting ID: 806 236 27#

Please note: public participation by video call or telephone is for convenience only and is not required by law. If technical interruptions to the video call/telephone occur, the chair has the discretion to continue the meeting and participants are invited to take advantage of the other participation options above.

Eric Friedman
Chairman

Jeff Clay
Vice Chairman

Ray A. Stokes
Executive Director

Brownstein Hyatt
Farber Schreck
General Counsel

Member Agencies

City of Buellton

Carpinteria Valley
Water District

City of Guadalupe

City of Santa Barbara

City of Santa Maria

Goleta Water District

Montecito Water District

Santa Ynez River Water
Conservation District,
Improvement District #1

Associate Member

La Cumbre Mutual
Water Company

Public Comment on agenda items may occur via video call or telephonically, or by submission to the Board Secretary via email at lfw@ccwa.com no later than 8:00 a.m. on the day of the meeting. In your email, please specify (1) the meeting date and agenda item (number and title) on which you are providing a comment and (2) that you would like your comment read into the record during the meeting. If you would like your comment read into the record during the meeting (as either general public comment or on a specific agenda item), please limit your comments to no more than 250 words.

Every effort will be made to read comments into the record, but some comments may not be read due to time limitations. Please also note that if you submit a written comment and do not specify that you would like this comment read into the record during the meeting, your comment will be forwarded to Board members for their consideration.

Pursuant to Government Code section 54957.5, non-exempt public records that relate to open session agenda items and are distributed to a majority of the Board less than seventy-two (72) hours prior to the meeting will be available on the CCWA internet web site, accessible at <https://www.ccwa.com>.

I. Call to Order and Roll Call

II. Closed Session

- A. CONFERENCE WITH LEGAL COUNSEL – ANTICIPATED LITIGATION Initiation of litigation pursuant to Government Code section 54956.9(d) (4): 1 case
- B. CONFERENCE WITH LEGAL COUNSEL – EXISTING LITIGATION
Government Code section 54956.9(d) (1)
Name of case: Central Coast Water Authority, et al. v. Santa Barbara County Flood Control and Water Conservation District, et al. (Case No. 21CV02432)
- C. PUBLIC EMPLOYEE EMPLOYMENT
(Gov't Code Section 54957)
Title: Executive Director

III. Return to Open Session

IV. Public Comment – (Any member of the public may address the Board relating to any matter within the Board's jurisdiction. Individual Speakers may be limited to five minutes; all speakers to a total of fifteen minutes.)

V. Consent Calendar

- * A. Minutes of the October 24, 2024 Regular Meeting
 - * B. Bills
 - * C. Controller's Report
 - * D. Operations Report
- Staff Recommendation: Approve the Consent Calendar*

255 Industrial Way
Buellton, CA 93427
(805) 688-2292
Fax (805) 686-4700
www.ccwa.com

- * Indicates attachment of document to original agenda packet.
- ◆ Hard copies of the Annual Comprehensive Financial Report are included for Board members and are available to all interested parties upon request, or online at www.ccwa.com.

Continued

#52513v1

VI. Executive Director's Report

- A. Water Supply Situation Report
Staff Recommendation: Informational item only.
- B. California Aqueduct Subsidence Update
Staff Recommendation: Informational item only.
- C. State Water Project Facility Golden Mussel Detection
Staff Recommendation: Informational item only.
- * D. Solstra California Communities LLC's Solomon Hills Project
Staff Recommendations: (1) Approve January 15, 2025 Waiver of Conflict of Interest letter from CCWA counsel, Brownstein Hyatt Farber Schreck, LLP, re. Solstra California Communities LLC; (2) Approve Cost Reimbursement Agreement between CCWA and Solstra California Communities LLC; (3) Find that Board's approval of the Cost Reimbursement Agreement is exempt from CEQA; and (4) provide direction with respect to the development of policies and procedures regarding the conveyance of imported water through CCWA facilities.
- * E. FY 2024/25 Second Quarter Investment Report
Staff Recommendation: Accept report.
- * F. FY Ended June 30, 2024 and 2023 Annual Comprehensive Financial Report
◆ *Staff Recommendation:* Accept the FY Ended June 30, 2024 and 2023 Annual Comprehensive Financial Report
- * G. FY 2025/26 Budget Preparation Schedule
Staff Recommendation: Informational item only.
- H. State Water Contractors Report
Staff Recommendation: Informational item only.
- * I. Legislative Report
Staff Recommendation: Informational item only.
- * J. JPIA President's Special Recognition Award
Staff Recommendation: Informational item only.

VII. Reports from Board Members for Information Only

VIII. Items for Next Regular Meeting Agenda

IX. Date of Next Regular Meeting: February 27, 2025

X. Adjournment

**MINUTES OF THE
CENTRAL COAST WATER AUTHORITY
BOARD OF DIRECTORS**

October 24, 2024

I. Call to Order and Roll Call

Chair Friedman called the October 24, 2024 Central Coast Water Authority (CCWA) Board of Directors meeting to order at 9:00 AM.

CCWA member agencies with voting privileges were represented by:

<u>Representative</u>	<u>Agency/City</u>	<u>Voting %</u>
Jeff Clay	Santa Ynez River Water Conservation District, ID #1	7.64%
Mike Cordero	City of Santa Maria	43.19%
Eric Friedman	City of Santa Barbara	11.47%
Shirley Johnson	Carpinteria Valley Water District	7.64%
John Sanchez	City of Buellton	2.21%
Kathleen Werner	Goleta Water District	17.20%

II. Public Comment

There was no public comment related to items not on the agenda.

III. Consent Calendar

- A. Minutes of the July 25, 2024 Regular Meeting
- B. Minutes of the September 13, 2024 Special Meeting
- C. Bills
- D. Controller's Report
- E. Operations Report

Upon a motion by Director Cordero, seconded by Director Clay and carried with Directors, Clay, Cordero, Friedman, Sanchez and Werner in favor and none opposed the Board approved the Consent Calendar.

IV. Executive Director's Report

- A. State Water Project Water Supply Issues Overview

Dr. Chandra Chilmakuri, Assistant General Manager for Water Policy at State Water Contractors, provided a presentation on the hydrology of California, historical rainfall and sources of water throughout a typical water year, as well as the impacts of climate change and the actions taking place to accommodate those impacts. Regulations related to fish and water quality and their effect on the State Water Project (SWP) water allocation were reviewed.

The outlook for ongoing operations of the SWP using modeling for the estimated impact of the Healthy Rivers and Landscapes Program and the Delta Conveyance Project were also reviewed.

B. Consider Amendment of the Minutes of April 25, 2024 Board Meeting

A revision of the minutes of the April 25, 2024 Board Meeting was requested to correct the omission of the Executive Director's receipt of an additional week of administrative leave.

Upon a motion by Director Clay, seconded by Director Cordero, and carried with Directors Clay, Cordero, Friedman, Johnson, Sanchez and Werner in favor and none opposed the Board approved the requested correction to the minutes of April 25, 2024.

C. CCWA Water Supply Situation

Mr. David Beard, CCWA Deputy Director of Operations and Engineering, provided the Water Supply Situation Report presentation which reviewed the expected precipitation for the upcoming water year as well as rainfall within State Water Project watersheds, storage levels within San Luis Reservoir. He also provided an update related to the amount of carryover water allowed in San Luis Reservoir as well as pending water transfer agreements.

D. Request for Approval of Carryover of Project Funds from FY 23/24 to FY 24/25 - \$2,510,121.53

Mr. Beard reviewed the staff report listing capitalized and expensed projects that are requiring more than one year to complete and requested carryover of project funds from last fiscal year to the current fiscal year in the total amount of \$2,510,121.53.

Upon a motion by Director Sanchez, seconded by Director Johnson and carried with Directors Clay, Cordero, Friedman, Johnson, Sanchez and Werner in favor and none opposed the Board approved the request to carryover project funds in the amount of \$2,510,121.53 as detailed in the staff report.

E. FY 2024/25 First Quarter Investment Report

Ms. Dessi Mladenova, CCWA Controller, reported as of September 30, 2024, the investment portfolio totaled \$66.2 million and had an effective rate of return of 5.14% on an average daily balance for the month of September 2024 of about \$68.9 million. The investments were comprised of Montecito Bank & Trust money market accounts (\$1.9 million), Charles Schwab market funds of \$38.9 million and Treasuries of \$25.4 million.

All investments during the quarter complied with the CCWA investment policy provisions and current pro forma projections indicate that the Authority will have sufficient cash with which to operate for the next six months.

Upon a motion by Director Johnson, seconded by Director Sanchez and carried with Directors Clay, Cordero, Friedman, Johnson, Sanchez and Werner in favor and none opposed the Board accepted the first quarter FY 2024/25 investment report.

F. CCWA Meeting Dates for 2025

A memo listing the regular scheduled meeting dates for calendar year 2025 was included in the materials for the information of the Board.

G. State Water Contractors Report

State Water Contractors (SWC) have continued their efforts on the Healthy Rivers and Landscapes Program and gearing up towards a decision on the \$10/AF change on deliveries to State Water Contractors. In October the SWC will meet in Santa Barbara County and tour Cachuma facilities. Mr. Stokes noted that a Federal lobbyist has been hired by SWCs.

H. Legislative Report

The report was included in the meeting materials for the information of the Board.

V. Closed Session

A. CONFERENCE WITH LEGAL COUNSEL – ANTICIPATED LITIGATION Initiation of litigation pursuant to Government Code section 54956.9(d) (4): 1 case

B. CONFERENCE WITH LEGAL COUNSEL – EXISTING LITIGATION

Government Code section 54956.9(d) (1)

Name of case: Central Coast Water Authority, et al. v. Santa Barbara County Flood Control and Water Conservation District, et al. (Case No. 21CV02432)

The Board went to closed session at 10:37 AM.

VI. Return to Open Session

The Board returned to open session at 11:04 AM.

A. Report on Closed Session Actions (if any)

Ms. Hastings stated there were no reportable actions as a result of closed session items.

VII. Reports from Board Members for Information Only

There were no reports from Board members.

VIII. Items for Next Regular Meeting Agenda

IX. Date of Next Regular Meeting: January 23, 2025

The next regular meeting of the Board will be January 23, 2025.

X. Adjournment

The meeting was adjourned at 11:06 AM.

Respectfully submitted,

Elizabeth Watkins
Secretary to the Board



CENTRAL COAST WATER AUTHORITY

Normal and Recurring Costs

Bills for Ratification - October-December 2024

VENDOR	INVOICE AMOUNT	DESCRIPTION
GENERAL & ADMINISTRATIVE EXPENSES		
Bank of America Business Card	62.80	Publications, subscriptions, postage
Bank of America Business Card	199.95	Dues and Membership
Bank of America Business Card	4,574.38	Travel and Meetings
Bank of America Business Card	117.45	Training
Bank of America Business Card	593.99	Advertising
Cal Cupa	1,030.00	Training
Cardmember Service	148.99	Publications, subscriptions, postage
Cardmember Service	2,761.92	Travel and Meetings
CED Solutions LLC	2,980.00	Training
EHS International, Inc	11,190.13	Fall Protection Training
Endeman, Grant	155.00	Reimbursable expenses - T4 Renewal
Federal Express	427.27	Express shipping
Ladd, Brandon	145.00	Reimbursable expenses - Safety Tech Certification
Ladd, Brandon	197.04	Training
Ladd, Brandon	270.00	Reimbursable expenses - Renew Qualified Applicator
National Safety Council	499.00	NSC Membership Dues FY 2025
Pitney Bowes	1,000.00	Postage - postage machine
Public Agency Risk Mgmt Assoc	300.00	PARMA Membership Dues FY 2024-2025
R Bruce Coggin	1,177.98	Training for Lock Out
Shaner, James	811.48	Reimbursable expenses -Training
Sorenson, Robert	100.00	Reimbursable expenses - Lab Analyst Certificate Renewal
Ultrex Business Products	14.91	Printing and Binding expenses
United Parcel Service	52.90	Shipping expenses
US Bank	1,034.00	Dues and Memberships
US Bank	1,228.60	Training
US Bank	1,469.63	Travel and Meetings
	\$ 32,542.42	Total General & Administrative
MONITORING EXPENSES		
Aramark	254.15	Lab supplies
Chemscan Inc.	1,610.00	Lab supplies
Culligan Industries Water Systems	561.36	Lab supplies
Eurofins Eaton Analytical	2,344.00	Lab testing
IDEXX Distribution Corp.	8,689.25	Lab supplies
Linde Gas & Equipment	621.18	Lab supplies
Thermo Electron North America	5,784.00	Lab supplies
VWR International	6,813.61	Lab supplies
Hach Company	13,093.69	Lab supplies
	\$ 39,771.24	Total Monitoring Expenses
OFFICE EXPENSES		
Bank of America Business Card	215.85	Office and kitchen supplies
Bank of America Business Card	406.33	Office Expense
Home Depot Credit Services	27.62	Kitchen supplies
Office Depot	891.04	Office, janitorial & kitchen supplies
Solvang Bakery	76.40	Board and Committee meeting pastries
Ultrex Business Products	15.00	Office supplies
US Bank	2,303.41	Office and kitchen supplies
Valley Oaks Printing	206.63	Business cards/Envelopes
	\$ 4,142.28	Total Office Expenses



CENTRAL COAST WATER AUTHORITY

Normal and Recurring Costs

Bills for Ratification - October-December 2024

VENDOR	INVOICE AMOUNT	DESCRIPTION
OTHER EXPENSES		
ACWA/JPIA	120,987.24	Insurance - Auto/General Liability 2024-2025
Bank of America Business Card	2,544.00	DocuSign Renewal
Brownstein Hyatt Farber	4,900.50	Legal Services
Cobra Solution, Inc.	445.00	Cobra software annual maintenance
Comcast	1,093.89	Internet Service (3 months)
CompuVision	37,230.08	Nutanix AOS Software Renewal
CompuVision	23,464.10	Managed Service Agreement (3 months)
CompuVision	12,924.52	Fortigate Double Redundant FireWall at WT
CompuVision	6,494.25	EndPoint Detection (3 months)
CompuVision	3,527.49	Datto Cloud Backup (3 months)
CompuVision	1,295.00	NetAlert On-Boarding Fee (3 months)
CompuVision	999.00	Semi Annual Spam Filtering
CompuVision	750.00	Tailscale VPN (3 months)
CompuVision	432.00	Microsoft 365 Annual Subscription
CompuVision	279.00	Mailbox Back Up (3 months)
De Lage Landen Financial Services	1,225.08	Copier Lease - BAO and WTP (3 months)
Dell Business Credit	1,451.12	Computers (1 Laptop)
Environmental Systems Research	4,200.00	Geographical Information Systems
Frontier Communications	310.44	Internet Service (3 months)
Harbor Global LLC	750.00	New Document Management System
Home Depot Card Services	63.04	Electrical Service of Switchgear
iManage, LLC	4,920.78	Desksite Annual Maintenance Renewal
KnowBe4 Inc	948.60	Training
Linde Gas & Equipment	40.14	Equipment Rental
Marborg Industries	1,435.63	Tank 5/Tank 7/Tank 2/ EDV (3 months)
Mid-State Container Sales, Inc	242.43	Storage Container Rental
Pitney Bowes Credit Corp	444.80	Postage Meter Lease (3 months)
Potable Divers Inc.	12,000.00	Tank 5 and 7 Potable Water Dive Inspection
Quinn Company	576.14	Equipment Rental
Schneider Electric USA Inc	17,688.00	GeoSCADA Annual Service and Support
Shaner, James	188.46	Internet Reimbursement (6 months)
Taft Electric Company	35,264.00	Electrical Service of Switchgear
United Rentals North America, Inc.	15,332.25	Equipment Rental
United Rentals North America, Inc.	2,086.04	Chlorine Scrubber Inspection
US Bank	1,210.16	Equipment Rental
US Bank	57.10	Miscellaneous Computer Equipment
Wilson Creek Communications	465.00	Internet Service (3 months)
	\$ 318,265.28	Total Other Expenses
OTHER MISCELLANEOUS EXPENSES		
Comb-Warren Act Trust Fund	9,288.00	Warren Act Jul'24-Sep'24
Department of Water Resources	1,672,150.00	Variable OMP&R, Delta Water & Transport Charge Oct'24
Department of Water Resources	1,672,150.00	Variable OMP&R, Delta Water & Transport Charge Nov'24
Department of Water Resources	1,358,869.00	Variable OMP&R, Delta Water & Transport Charge Dec'24
	\$ 4,712,457.00	Total Other Miscellaneous Expenses



CENTRAL COAST WATER AUTHORITY

Normal and Recurring Costs

Bills for Ratification - October-December 2024

VENDOR	INVOICE AMOUNT	DESCRIPTION
PERSONNEL EXPENSES		
ACWA/JPIA	16,161.64	Workers Compensation Insurance
Akeso Occupational Health	335.00	Employee Physical
Bank of America Business Card	5,384.36	Employee Achievement Awards Program
CalPERS Health	104,737.22	Health Insurance (3 months)
CalPERS Retirement	129,791.13	Pension Contributions (3 months)
CCWA Payroll Wages/Taxes	857,942.81	Gross Payroll Wages/Taxes (3 months)
Dental/Vision Payments	13,180.90	Dental/Vision Benefits
MetLife Insurance	6,201.59	Life Insurance (3 months)
Other Misc Employee Benefits	29,608.29	Uniform, Deferred Comp & Cafeteria Plan Benefits (3 months)
Standard Insurance Company	4,364.94	Disability Insurance (3 months)
	\$ 1,167,707.88	Total Personnel Expenses
PROFESSIONAL SERVICES		
Brownstein Hyatt Farber	104,949.51	Legal Services (3 months)
Capstone Fire & Safety	8,976.84	Confined Space Training
Elecsys International LLC	450.00	Monitor Rectifiers (3 months)
Ernst & Young LLP	8,538.00	Accounting Services
HDR Engineering Inc	12,001.99	Engineering Services
R. Bruce Coggin	141.60	Safety Consultant
Risk Management Professionals	130.00	Project Management/Coordination
Safety Kleen System, Inc	654.56	Waste oil removal
Samba Holdings, Inc.	289.21	DMV driver reports
San Luis Obispo County -Environmental Health	5,669.00	Annual Permit FY 2025
Securitas Technology Corp.	1,409.60	Security Service BAO/SYPS
Sentry Alarm Systems	450.00	Security Service WTP
Stantec Consulting, Inc.	12,984.00	Environmental Consulting
State Water Resources Control	34,498.71	Annual Permit Fee 2024-2025
Stradling Yocca Carlson Rauth	5,146.00	Legal - Employee Matters/General Matters
TMA Systems LLC	5,628.00	Tech Support
Underground Service Alert	118.80	New USA tickets
Winema Industrial & Safety	350.00	Crane Inspection
	\$ 202,385.82	Total Professional Services
CIP PROJECTS - MATERIALS & OVERHEAD		
ADS, LLC	94,911.85	Accusonic Meter Replacement
AECOM USA, Inc.	10,269.41	SYPP Surge Tank Pedestal Investigation
Bank of America Business Card	69.90	SYPP Surge Tank Pedestal Repair
Bank of America Business Card	198.12	OSHA Staircase for Tank 2, Tank 5 and the Backwash Tank WTP
Brownstein Hyatt Farber Schreck	5,593.50	Legal Services
CS-AMSCO	45,045.00	Filter Actuators - Phase 3
DC Frost Associates Inc.	118,416.05	Sludge Removal System Replacement Project
Earth Systems Pacific	7,651.00	SYPP Surge Tank Pedestal Repair
Harrison Hardware	27.09	SYPP Surge Tank Pedestal Repair
HDR Engineering Inc	796.25	Repair of Corroded Risers of Air Vacuum/Air Release-Phase 3
HDR Engineering Inc	21,648.75	Hydraulic Package Servicing
Home Depot	607.13	SYPP Surge Tank Pedestal Repair



CENTRAL COAST WATER AUTHORITY

Normal and Recurring Costs

Bills for Ratification - October-December 2024

VENDOR	INVOICE AMOUNT	DESCRIPTION
JWC & Welding Inc.	94,485.10	Utility Water Header Replacement and Additional Assessment
Nicklaus Joseph Schwaller	2,181.25	Water Treatment Plant Kitchen Remodel/Update
RCH Construction	252,713.96	Surge Tank Pedestal Repair
Southwest Valve, LLC	3,462.57	Utility Water Header Replacement and Additional Assessment
US Bank	134.69	SCADA Server Replacement
US Bank	243.66	SYPP Surge Tank Pedestal Repair
Valley Tool Rentals	574.00	SYPP Surge Tank Pedestal Repair
	\$ 659,029.28	Total CIP Project - Materials and Overhead
REPAIRS & MAINTENANCE		
Airgas USA, LLC	187.32	Equipment repairs and maintenance
Alltech Services Inc	1,131.18	Equipment repairs and maintenance
American Industrial Supply	121.36	Parts, repair and maintenance
Aramark	1,344.21	Building maintenance supplies (3 months)
Badger Meter, Inc.	109.23	Parts, repair and maintenance
Bank of America Business Card	1,215.71	Parts, repair and maintenance
Bank of America Business Card	81.03	Equipment repairs and maintenance
Big Brand Tire & Service	110.83	Vehicles repairs and maintenance
Brezden Pest Control, Inc	348.00	Pest Control Spraying - WTP (2 months)
Burt Industrial Supply Inc	896.23	Parts, repair and maintenance
Cal Coast Irrigation, Inc.	182.86	Parts, repair and maintenance
Chemscan Inc	120.90	Parts, repair and maintenance
Cintas	38.85	Building maintenance
City of Buellton	293.65	Landscape maintenance - irrigation (3 months)
Compuvision	352.23	Equipment repairs and maintenance (3 months)
Coverall North America, Inc	4,737.00	Janitorial service - BAO/SYPS (3 months)
Deep Blue Integration	5,360.39	Building maintenance
Ferguson Enterprise, Inc.	76.93	Parts, repairs and maintenance
Grainger Inc.	4,862.00	Parts, repairs and maintenance
Harrington Industrial Plastics	1,548.33	Parts, repairs and maintenance
Harrison Hardware	34.64	Parts, repairs and maintenance
Home Depot	842.87	Building maintenance supplies
Home Depot	289.02	Parts, repairs and maintenance
Home Depot	41.30	Auto parts and supplies
Integrity Municipal System, LLC	55,410.00	Parts, repair and maintenance
Knechts Plumbing and Heating	4,534.00	Building Maintenance
Lowe's	1039.16	Building maintenance
Lowe's	793.81	Parts, repairs and maintenance
MyFleetCenter.com	220.09	Vehicle repairs and maintenance
Office Depot	328.95	Janitorial supplies
OneSource Distributors, LLC	1,247.50	Equipment repairs and maintenance
Paso Robles Chevrolet	359.71	Vehicle repairs and maintenance
Perrys Electric Motors/Control	2,090.42	Equipment repairs and maintenance
Procure Janitorial Supply	616.83	Janitorial supplies - WTP (3 months)
Progressive Greenery	1,185.00	Landscape maintenance - WTP (3 months)
Rio Vista Chevrolet	1,350.06	Vehicle repairs and maintenance
Star Janitorial	4,650.00	Janitorial Service - WTP (3 months)
Steven Engineering	1,527.22	Equipment repairs and maintenance
Tri County Office Furniture	916.58	Office Chairs
Ultrex Business Products	543.90	Copier maintenance (3 months)
Universal Rectifiers, Inc	524.03	Equipment repairs and maintenance
US Bank	2,571.33	Equipment repairs and maintenance
US Bank	1,595.31	Vehicle repairs and maintenance



CENTRAL COAST WATER AUTHORITY

Normal and Recurring Costs

Bills for Ratification - October-December 2024

VENDOR	INVOICE AMOUNT	DESCRIPTION
US Bank	416.64	Landscape maintenance
US Bank	172.17	Fiber Optic repair
US Bank	89.72	Building maintenance supplies
USA Blue Book	1,538.84	Equipment repairs and maintenance
Western Exterminator Co	857.97	Pest control spraying - BAO and SYPS (3 months)
Zaca Creek Landscapes, Inc	1,525.00	Landscape Maintenance BAO/SYPS (3 months)
	\$ 110,430.31	Total Repairs & Maintenance
SUPPLIES & EQUIPMENT		
Aramark	4,534.43	Uniform expenses (3 months)
Bank of America Business Card	97.86	Safety supplies
Bank of America Business Card	232.84	Minor tools and equipment
Bazzell, David	274.75	Reimbursable expenses - Uniform reimbursement
Chemtrade Chemicals US, LLC	23,876.40	Chemicals - WTP
Cintas	402.36	Safety supplies
Eagle Energy	413.02	Equipment service, Fuel & Lubricants
Ferguson Enterprise, Inc.	19.43	Maintenance supplies and hardware
Grainger Inc.	210.66	Minor tools, equipment & maintenance supplies, safety supplies
Grainger Inc.	2,443.14	Safety supplies
Graphic Products, Inc.	115.37	Maintenance supplies and hardware
Harrington Industrial Plastics	119.80	Maintenance supplies and hardware
Harrison Hardware	157.35	Safety supplies
Herc Rentals, Inc	353.44	Safety supplies
Hill Brothers Chemical Company	7,127.58	Chemicals - WTP
Home Depot	250.71	Maintenance supplies and hardware
Home Depot	742.17	Minor tools, equipment & maintenance supplies
JB Dewar	1,972.91	Fuel - equipment
Kieding, Eric	220.89	Uniform expenses
Lowe's	62.92	Maintenance supplies and hardware
Sterling Water Technologies, LLC	25,898.40	Chemicals - WTP
Thatcher Company of Nevada, Inc	51,576.00	Chemicals - WTP
Univar Solutions USA, Inc.	39,251.84	Chemicals - WTP
US Bank	4,054.08	Maintenance supplies, Minor Tools, Safety Supplies
WEX Bank - Wright Express	25,272.72	Fuel - Autos (3 months)
	\$ 189,681.07	Total Supplies & Equipment
UTILITIES		
City of Buellton	602.22	Water - BAO (3 months)
Delta Liquid Energy	4,808.93	Propane gas
First Choice Technology	40.65	Phone - Long distance carrier, 800# (3 months)
Frontier	1,279.94	Telephone charges (3 months)
Marborg Industries	1,902.85	Waste Disposal - BAO/Trash roll off (3 months)
Pacific Gas & Electric	127,146.38	Utilities - BAO/SYPS/WTP (3 months)
San Miguel Garbage Company	807.18	Waste Disposal - WTP (3 months)
Santa Ynez River Water Conservation	545.73	Water - SYPS (3 months)
SoCalGas	536.87	Natural Gas - BAO (3 months)
Surfnet Communications, Inc.	225.00	Wireless Internet - Chorro (3 months)
US Bank	63.40	Miscellaneous phone accessories
Vandenberg Air Force Base	5,819.83	Tank 5 Utilities
Verizon Wireless	4,634.25	Cell phone charges (3 months)
	\$ 148,413.23	Total Utilities
Subtotal - Bills for Ratification	\$ 7,584,825.81	



CENTRAL COAST WATER AUTHORITY

Bills for Approval

VENDOR	INVOICE AMOUNT	DESCRIPTION
State of California DWR	\$ 15,484,070.00	Capital Cost and Minimum OMP&R Charges Jan'24
Subtotal - Bills for Approval	\$ 15,484,070.00	
Total Ratification and Approval Bills	<u>\$ 23,068,895.81</u>	



Statements of Net Position

ASSETS

	<u>December 31, 2024</u>	<u>November 30, 2024</u>
<u>Current Assets</u>		
Cash and investments	\$ 12,388,902	\$ 13,257,617
Accounts Receivable (Note 1)	263	263
Accrued interest receivable	-	652,308
Other assets	3,686,423	3,718,408
Total Current Assets	<u>16,075,587</u>	<u>17,628,596</u>
<u>Restricted Assets</u>		
Operations and Maintenance Reserve Fund (Note 2)	2,084,029	2,069,656
DWR Reserve Fund (Note 3)	6,257,325	6,177,098
Rate Coverage Reserve Fund (Note 4)	9,885,612	9,827,509
Department of Water Resources (Note 5a)	23,643,223	24,750,548
CCWA and DWR Variable Fund (Note 5b)	5,640,640	3,747,797
Credits Payable (Note 6)	1,844,219	2,275,232
Escrow Deposits (Note 7)	537,835	530,936
Total Restricted Assets	<u>49,892,885</u>	<u>49,378,775</u>
<u>Property, Plant and Equipment</u>		
Construction in progress (Note 8)	2,181,749	2,101,629
Fixed assets (net of accumulated depreciation)	82,736,242	82,958,853
Total Property, Plant and Equipment	<u>84,917,991</u>	<u>85,060,482</u>
Total Assets	<u>\$ 150,886,463</u>	<u>\$ 152,067,853</u>



Statements of Net Position

LIABILITIES AND FUND EQUITY

	<u>December 31, 2024</u>	<u>November 30, 2024</u>
<u>Current Liabilities</u>		
Accounts Payable	\$ 84,153	\$ 428,535
DWR and Warren Act Charge Deposits (Note 5a)	23,643,223	24,750,548
CCWA & DWR Variable Charge Deposits (Note 5b)	5,640,640	3,747,797
Other liabilities	1,223,117	1,228,031
DWR Reserve Fund	6,257,325	6,177,098
Rate Coverage Reserve Fund	9,885,612	9,827,509
Unearned Revenue	177,149	204,238
Credits Payable to Project Participants	2,308,807	2,541,718
Total Current Liabilities	<u>49,220,027</u>	<u>48,905,473</u>
<u>Non-Current Liabilities</u>		
OPEB Liability	721,952	721,952
Escrow Deposits	537,835	530,936
Net Pension Liability	5,152,176	5,152,176
Total Non-Current Liabilities	<u>6,411,963</u>	<u>6,405,064</u>
<u>Commitments and Uncertainties</u>		
<u>Net Assets</u>		
Contributed capital, net (Note 9)	22,562,433	22,562,433
Retained earnings	72,692,040	74,278,367
Total Net Assets	<u>95,254,473</u>	<u>96,840,800</u>
Total Liabilities and Net Assets	<u>\$ 150,886,463</u>	<u>\$ 152,151,337</u>



Statements of Revenues, Expenses and Changes in Net Position

	December 31, 2024	November 30, 2024
<u>Operating Revenues</u>		
Operating reimbursements from project participants	\$ 17,027,338	16,957,029
Other revenues	944	504
Total Operating Revenues	17,028,282	16,957,533
<u>Operating Expenses</u>		
Personnel expenses	3,225,272	2,772,782
Office expenses	6,638	5,567
General and administrative	107,720	89,985
Professional Services	434,164	331,212
Supplies and equipment	573,751	521,895
Monitoring expenses	70,984	58,441
Repairs and maintenance	189,412	174,457
Utilities	319,782	267,657
Depreciation and amortization	1,341,153	1,118,541
Other expenses	538,083	461,655
Total Operating Expenses	6,806,959	5,802,192
Operating Income	10,221,323	11,155,342
<u>Non-Operating Revenues</u>		
Investment income	1,701,839	1,493,351
Total Non-Operating Revenues	1,701,839	1,493,351
<u>Non-Operating Expenses</u>		
Current year credits payable	1,701,839	841,043
Total Non-Operating Expenses	1,701,839	841,043
Net Income	10,221,323	11,807,650
<u>Retained Earnings</u>		
Retained earnings at beginning of period	62,470,717	62,470,717
Retained earnings at end of period	\$ 72,692,040	\$ 74,278,367



Budget and Actual All Reaches

	December 31, 2024		
	Budget	Actual	Percent Expended ⁽¹⁾
Revenues			
Fixed operating assessments ⁽²⁾	\$ 16,544,946	\$ 16,544,946	
Variable operating assessments	2,026,353	482,392	23.81%
Miscellaneous income		944	
Investment income	-	380,598	
Total Revenues	<u>18,571,299</u>	<u>17,408,880</u>	<u>93.74%</u>
Expenses ⁽²⁾			
Personnel expenses	6,929,915	3,225,272	46.54%
Office expenses	22,799	6,638	29.12%
General and administrative	308,229	107,720	34.95%
Professional Services	2,103,268	434,164	20.64%
Supplies and equipment	1,602,498	573,751	35.80%
Monitoring expenses	120,498	70,984	58.91%
Repairs and maintenance	393,298	189,412	48.16%
Utilities	938,698	319,782	34.07%
Other expenses	990,283	463,595	46.81%
Capital and Non-Capital Expenditures	5,161,813	2,256,237	43.71%
Total Expenses	<u>18,571,299</u>	<u>7,647,555</u>	<u>41.18%</u>
Operating Income		<u>9,761,325</u>	
Net Income (Loss)	<u>\$ -</u>	<u>\$ 9,761,325</u>	

(1) Percent of year expended 50%

(2) Includes revenues and expenses for Turnouts and adjusted for carryover revenues from FY 2023/24 to FY 2024/25

Central Coast Water Authority
Notes to Financial Statements
December 31, 2024

Note 1: Accounts Receivable

Accounts receivable consists of amounts payable by the State Water Project contractors and other miscellaneous receivables.

Note 2: O&M Reserve Fund

The O&M reserve fund represents cash reserves for emergency uses. The funding requirement is \$2,000,000 allocated on an entitlement basis for the Santa Barbara County project participants. Investment earnings on O&M reserve fund balances are credited against CCWA O&M assessments.

<u>Project Participant</u>	<u>Amount</u>
City of Guadalupe	\$ 29,499
City of Santa Maria	869,034
Golden State Water Company	26,818
Vandenberg SFB	295,151
City of Buellton	31,001
Santa Ynez ID #1 (Solvang)	77,968
Santa Ynez ID #1	26,831
Goleta Water District	241,481
Morehart Land Co.	10,733
La Cumbre Mutual Water Company	53,630
Raytheon Systems Company	2,683
City of Santa Barbara	155,936
Montecito Water District	155,939
Carpinteria Valley Water District	107,325
TOTAL:	<u>\$ 2,084,029</u>

Central Coast Water Authority
Notes to Financial Statements
December 31, 2024

Note 3: DWR Reserve Fund

The DWR Reserve Fund was established to provide a funding source for payments to the State of California Department of Water Resources (DWR) when there is a difference between estimates used to prepare the DWR portion of the annual CCWA budget and the actual amounts billed to the Authority by DWR. Contributions to the DWR Reserve Fund are voluntary. Funding of each participating Project Participant's share of the DWR Reserve Fund will come from a combination of (1) CCWA Operating Expense budget surpluses, if any (2) Interest earnings on funds held in all other accounts on behalf of the participating Project Participant and (3) excess amounts, if any, from any of the DWR Statement of Charges cost components until the funding Target Amount is reached. The Target Amount will be equal to the participating Project Participant's proportional share of a \$10 million allocation of DWR Transportation Minimum OMP&R charges. The following schedule shows the current fund balance of the participating Project Participants.

Project Participant	Amount
City of Guadalupe	\$ 153,421
City of Santa Maria	4,577,060
Golden State Water Company	99,948
City of Buellton	145,216
Santa Ynez ID #1 (Solvang)	400,132
Santa Ynez ID #1	136,950
Morehart Land Co.	53,523
La Cumbre Mutual Water Company	208,608
Raytheon Systems Co.	13,380
City of Santa Barbara	469,088
TOTAL:	\$ 6,257,325

Note 4: Rate Coverage Reserve Fund Cash Deposits

The rate coverage reserve fund was established to provide CCWA project participants a mechanism to satisfy a portion of their obligation under Section 20(a) of the Water Supply Agreement to impose rates and charges sufficient to collect 125% of their contract payments. The following schedule shows the current balances plus accrued interest receivable in the rate coverage reserve fund.

Project Participant	Amount
City of Guadalupe	\$ 200,189
City of Santa Maria	5,417,259
City of Buellton	288,046
Santa Ynez ID #1 (Solvang)	641,970
Santa Ynez ID #1	483,302
La Cumbre Mutual Water Company	419,568
Montecito Water District	1,517,311
Carpinteria Valley Water District	901,497
Shandon	16,471
TOTAL:	\$ 9,885,612

Central Coast Water Authority
Notes to Financial Statements
December 31, 2024

Note 5a: Cash and Investments Payment to DWR

Cash deposits for DWR payments.

Project Participant	Amount
City of Guadalupe	\$ 307,922
City of Santa Maria	9,092,995
Golden State Water Company	282,388
Vandenberg SFB	4,556,508
City of Buellton	326,213
Santa Ynez ID #1 (Solvang)	796,132
Santa Ynez ID #1	309,743
Goleta Water District	2,843,716
Morehart Land Co.	113,381
La Cumbre Mutual Water Company	566,927
Raytheon Systems Co.	36,854
City of Santa Barbara	1,636,229
Montecito Water District	1,637,597
Carpinteria Valley Water District	1,136,618
TOTAL:	\$ 23,643,223

Note 5b: Cash Payments for CCWA, Warren Act and DWR Variable Charges

Cash deposits for payments to CCWA, Warren Act and DWR for Variable Assessments.

Project Participant	Amount
City of Guadalupe	\$ 75,383
City of Santa Maria	1,400,770
Golden State Water Company	38,709
Vandenberg SFB	263,394
City of Buellton	46,144
Santa Ynez ID #1 (Solvang)	229,210
Santa Ynez ID #1	106,587
Goleta Water District	787,156
Morehart Land Co.	53,738
La Cumbre Mutual Water Company	131,405
Raytheon Systems Co.	162,929
City of Santa Barbara	954,420
Montecito Water District	1,027,273
Carpinteria Valley Water District	363,521
TOTAL:	\$ 5,640,640

Central Coast Water Authority
Notes to Financial Statements
December 31, 2024

Note 6: Credits Payable

Credits payable to, or (due from) CCWA project participants for investment earnings and O&M assessment credits.

Project Participant	Amount
City of Guadalupe	\$ 21,497
City of Santa Maria	629,170
Golden State Water Company	9,983
Vandenberg SFB	229,098
City of Buellton	41,658
Santa Ynez ID #1 (Solvang)	928
Santa Ynez ID #1	304,254
Goleta Water District	272,096
Morehart Land Co.	13,095
La Cumbre Mutual Water Company	65,034
Raytheon Systems Co.	3,145
City of Santa Barbara	1,568
Montecito Water District	1,570
Carpinteria Valley Water District	117,726
Shandon	2,611
Lopez Turnout	70,076
Chorro Turnout	60,707
TOTAL:	\$ 1,844,219

Note 7: Escrow Deposits

Cash deposits from certain project participants as required under the Water Supply Agreements.

Project Participant	Amount
Morehart Land Company	\$ 424,620
Raytheon Systems Company	113,215
TOTAL:	\$ 537,835

Central Coast Water Authority
Notes to Financial Statements
December 31, 2024

Note 8: Construction in Progress

Amounts in construction in progress represent expenditures incurred during FY 2024/25 and amounts retained in construction in progress at December 31, 2024. The following schedule shows the CIP expenditures for CCWA projects.

Financial Reach	Amount
Labor	\$ 57,489
Materials	535,466
Overhead	1,588,795
Project CIP Total:	\$ 2,181,749

Note 9: Contributed Capital

Certain project participants elected to pay their share of CCWA project construction costs in cash. The amounts listed below show the capital contributions by project participant less the cost of local facilities and refunds to the project participants.

Project Participant	Amount
Avila Valley Water Company	\$ 15,979
City of Guadalupe	81,119
San Luis Schools	5,608
San Miguelito Water Company	233,605
Golden State Water Company	866,277
City of Santa Maria	13,498,802
Vandenberg SFB	7,861,043
TOTAL:	\$ 22,562,433

**MONTHLY SUMMARY OF MINERAL AND PHYSICAL ANALYSIS
RAW WATER (RW) AND SETTLED WATER (SW)**

System Name: Central Coast Water Authority System Number: 4210030
Treatment Plant Name: Polonio Pass Water Treatment Plant October 2024

Date:	RW pH (SU)	RW Turbidity (NTU)	SW Turbidity (NTU)	RW Odor (TON)	RW Total Coliform (MPN)	RW E. Coli (MPN)	RW Cl- (mg/L)	RW Alkalinity (mg/L)		RW Hardness (mg/L)		RW E.C. (uS/cm)	RW TOC (mg/L)
								Total	Phenol	Total	Ca		
1	8.33	1.75	0.32	1.0			41	67	1	68	36		
2	8.41	2.02	0.41	1.0			40	67	1	71	37		1.8
3	8.40	1.72	0.52	1.0			41	67	2	71	37		
4	8.40	1.68	0.49	1.0			42	67	2	70	38		
5	8.40	1.65	0.40	1.0			41	66	3	69	38		
6	8.43	1.45	0.48	1.0			48	64	2	71	39		
7	8.43	1.27	0.39	1.0	745	6	47	64	2	72	38	338	
8	8.53	1.30	0.38	1.0			47	70	4	87	29		
9	8.57	1.42	0.41	1.0			55	74	4	84	43		
10	8.64	1.38	0.32	1.0			57	76	7	85	42		
11	8.65	1.17	0.24	1.0			64	76	5	86	44		
12	8.69	1.04	0.22	1.0			53	73	6	80	35		
13	8.69	1.04	0.25	1.0			53	71	7	82	37		
14	8.74	0.95	0.25	1.0	261	1	46	70	7	78	36	316	
15	8.79	1.54	0.35	1.0			49	66	6	77	41		
16	8.75	2.31	0.40	1.0			47	67	5	80	39		
17	8.80	4.00	0.45	1.0			49	65	6	77	39		
18	8.78	4.02	0.44	1.0			47	65	6	76	39		
19	8.82	3.28	0.52	1.0			47	64	5	72	39		
20	8.75	1.82	0.47	1.0			49	67	6	72	39		
21	8.72	1.30	0.46	1.0	225	6	45	67	6	75	41	297	
22	8.79	2.43	0.48	1.0			43	66	6	73	38		
23	8.79	2.92	0.47	1.0			45	66	6	74	40		
24	8.68	4.07	0.52	1.0			45	68	6	79	39	316	
25	8.63	3.33	0.51	1.0			44	69	6	80	41		
26	8.61	3.63	0.48	1.0			46	68	6	83	40		
27	8.60	3.62	0.51	1.0			45	69	6	81	45		
28	8.60	2.33	0.48	1.0	140	4	47	72	6	82	46		
29													
30													
31													
Avg	8.62	2.16	0.42	1.0	343	4	47	68	5	77	39	317	1.8

* Plant offline at 10:30 11/28

**MONTHLY SUMMARY OF MINERAL AND PHYSICAL ANALYSIS
TREATED WATER (TW) & CLEARWELL (CW)**

System Name: Central Coast Water Authority

System Number: 4210030

Treatment Plant Name: Polonio Pass Water Treatment Plant

October 2024

Date:	TW pH (SU)	TW Turbidity (NTU)	Filter Rate (gpm/ft ²)	CW Odor (TON)	TW Total Coliform	CW Cl- (mg/L)	CW Total Alk (mg/L)	CW Hardness (mg/L)		TW Chlorine (mg/L)		CCB3 Chlorine Free (mg/L)	TW NH3-N (mg/L)		(CCB3 Cl2 Free) / (TW NH3-N Total)	CW E.C. (uS/cm)	TW TOC (mg/L)
								Total	Ca	Total	Free		Total	Free			
1	8.45	0.05	4.25	0.0	ABSENT	43	64	71	35	3.91	0.00	3.89	0.77	0.00	5.1		
2	8.41	0.06	4.61	0.0	ABSENT	43	65	71	36	3.85	0.00	3.81	0.77	0.00	4.9		1.2
3	8.40	0.06	4.37	0.0	ABSENT	43	67	73	38	3.78	0.00	3.68	0.74	0.00	5.0		
4	8.43	0.06	4.55	0.0	ABSENT	44	66	67	38	3.80	0.00	3.74	0.76	0.00	4.9		
5	8.40	0.06	4.49	0.0	ABSENT	43	65	71	35	3.83	0.00	3.78	0.75	0.00	5.0		
6	8.38	0.06	4.24	0.0	ABSENT	44	65	72	36	3.80	0.00	3.78	0.73	0.00	5.2		
7	8.42	0.06	4.42	0.0	ABSENT	48	64	75	35	3.81	0.00	3.84	0.73	0.00	5.3	321	
8	8.48	0.06	4.65	0.0	ABSENT	48	73	96	34	3.76	0.00	3.63	0.72	0.01	5.0		
9	8.34	0.07	4.89	0.0	ABSENT	55	71	80	39	3.78	0.00	3.73	0.73	0.00	5.1		
10	8.41	0.07	4.91	0.0	ABSENT	57	71	84	41	3.73	0.00	3.68	0.73	0.02	5.0		
11	8.45	0.06	4.21	0.0	ABSENT	64	71	88	42	3.78	0.00	3.62	0.72	0.00	5.0		
12	8.43	0.06	3.69	0.0	ABSENT	58	73	82	35	3.69	0.00	3.64	0.72	0.00	5.1		
13	8.43	0.09	3.74	0.0	ABSENT	56	71	84	37	3.68	0.00	3.73	0.71	0.00	5.3		
14	8.40	0.09	3.94	0.0	ABSENT	51	68	79	37	3.73	0.00	3.68	0.74	0.02	5.0	367	
15	8.39	0.09	4.25	0.0	ABSENT	52	65	81	43	3.83	0.00	3.72	0.74	0.01	5.0		
16	8.41	0.09	4.12	0.0	ABSENT	49	66	79	41	3.82	0.00	3.85	0.73	0.00	5.3		
17	8.40	0.09	4.37	0.0	ABSENT	49	65	78	39	3.88	0.00	3.79	0.75	0.00	5.1		
18	8.40	0.09	4.37	0.0	ABSENT	47	65	77	39	3.83	0.00	3.76	0.73	0.00	5.2		
19	8.47	0.09	4.25	0.0	ABSENT	49	63	71	40	3.80	0.00	3.84	0.75	0.00	5.1		
20	8.37	0.09	4.00	0.5	ABSENT	51	64	73	38	3.80	0.00	3.88	0.76	0.00	5.1		
21	8.40	0.09	3.64	0.0	ABSENT	49	64	77	39	3.80	0.00	3.83	0.75	0.00	5.1	336	
22	8.46	0.09	3.40	0.0	ABSENT	48	65	73	40	3.80	0.00	3.87	0.74	0.00	5.2		
23	8.44	0.07	3.40	0.0	ABSENT	48	65	74	36	3.86	0.00	3.93	0.75	0.00	5.2		
24	8.38	0.06	3.70	0.0	ABSENT	48	61	74	35	3.70	0.00	3.83	0.74	0.00	5.2	367	
25	8.32	0.09	3.89	0.0	ABSENT	48	66	78	40	3.84	0.00	4.00	0.75	0.00	5.3		
26	8.35	0.09	4.13	0.0	ABSENT	48	65	77	41	3.88	0.00	3.87	0.77	0.00	5.0		
27	8.39	0.09	4.21	0.0	ABSENT	49	66	80	47	3.82	0.00	3.77	0.76	0.01	5.0		
28	8.40	0.09	4.21	0.0	ABSENT	50	68	84	42	3.80	0.00	3.83	0.73	0.00	5.2	363	
29					ABSENT										N/A		
30					ABSENT										N/A		
31					ABSENT										N/A		
Avg	8.41	0.08	4.18	0.02		49	66	77	39	3.80	0.00	3.79	0.74	0.00	5.1	351	1.20

**MONTHLY SUMMARY OF MINERAL AND PHYSICAL ANALYSIS
RAW WATER (RW) AND SETTLED WATER (SW)**

System Name:

Central Coast Water Authority

System Number:

4210030

Treatment Plant Name:

Polonio Pass Water Treatment Plant

November

2024

Date:	RW pH (SU)	RW Turbidity (NTU)	SW Turbidity (NTU)	RW Odor (TON)	RW Total Coliform (MPN)	RW E. Coli (MPN)	RW Cl- (mg/L)	RW Alkalinity (mg/L)		RW Hardness (mg/L)		RW E.C. (uS/cm)	RW TOC (mg/L)
								Total	Phenol	Total	Ca		
1	*	*	*	*			*	*	*	*	*		
2	*	*	*	*			*	*	*	*	*		
3	*	*	*	*			*	*	*	*	*		
4	*	*	*	*	291	3	*	*	*	*	*		
5	*	*	*	*			*	*	*	*	*		
6	*	*	*	*			*	*	*	*	*		
7	*	*	*	*			*	*	*	*	*		
8	*	*	*	*			*	*	*	*	*		
9	*	*	*	*			*	*	*	*	*		
10	*	*	*	*			*	*	*	*	*		
11	*	*	*	*	276	<1.00	*	*	*	*	*		
12	*	*	*	*			*	*	*	*	*		
13	*	*	*	*			*	*	*	*	*		
14	*	*	*	*			*	*	*	*	*		
15	8.60	2.10	0.39	1.0			66	68	1	88	44		
16	*	*	*	*			*	*	*	*	*		
17	8.06	2.36	0.44	2.0			55	82	0	92	46		
18	7.78	3.00	0.37	1.0	345	4	55	81	0	89	47		
19	7.80	2.33	0.33	2.0			55	76	0	94	49		
20	7.93	2.31	0.41	2.0			52	72	0	95	47		3.0
21	8.08	2.33	0.36	2.0			52	70	0	89	46		
22	8.58	2.45	0.38	2.0			51	72	3	87	47		
23	8.85	2.60	0.40	2.5			53	70	5	81	44		
24	8.90	2.28	0.43	3.0			54	68	6	83	44		
25	8.87	1.91	0.43	3.0	135	<1.00	53	68	6	85	52	337	
26	8.92	1.82	0.44	2.0			47	65	7	79	42		
27	8.92	1.85	0.39	2.0			49	69	7	87	45		
28	8.90	2.05	0.36	2.0			49	66	6	90	42		
29	8.88	2.12	0.33	1.0			49	67	7	84	44		
30	8.81	1.77	0.31	1.0			50	69	6	81	42		
31													
Avg	8.53	2.22	0.38	1.9	262	4	52	71	4	87	45	337	3.0

**MONTHLY SUMMARY OF MINERAL AND PHYSICAL ANALYSIS
TREATED WATER (TW) & CLEARWELL (CW)**

System Name: Central Coast Water Authority

System Number: 4210030

Treatment Plant Name: Polonio Pass Water Treatment Plant

November 2024

Date:	TW pH (SU)	TW Turbidity (NTU)	Filter Rate (gpm/ft ²)	CW Odor (TON)	TW Total Coliform	CW Cl- (mg/L)	CW Total Alk (mg/L)	CW Hardness (mg/L)		TW Chlorine (mg/L)		CCB3 Chlorine Free (mg/L)	TW NH3-N (mg/L)		(CCB3 Cl2 Free) / (TW NH3-N Total)	CW E.C. (uS/cm)	TW TOC (mg/L)
								Total	Ca	Total	Free		Total	Free			
1	*	*	*	*	*	*	*	*	*	*	*	*	*	*	*		
2	*	*	*	*	*	*	*	*	*	*	*	*	*	*	*		
3	*	*	*	*	*	*	*	*	*	*	*	*	*	*	*		
4	*	*	*	*	*	*	*	*	*	*	*	*	*	*	*	367	
5	*	*	*	*	*	*	*	*	*	*	*	*	*	*	*		
6	*	*	*	*	*	*	*	*	*	*	*	*	*	*	*		
7	*	*	*	*	*	*	*	*	*	*	*	*	*	*	*		
8	*	*	*	*	*	*	*	*	*	*	*	*	*	*	*		
9	*	*	*	*	*	*	*	*	*	*	*	*	*	*	*		
10	*	*	*	*	*	*	*	*	*	*	*	*	*	*	*		
11	*	*	*	*	*	*	*	*	*	*	*	*	*	*	*		
12	*	*	*	*	*	*	*	*	*	*	*	*	*	*	*	367	
13	*	*	*	*	*	*	*	*	*	*	*	*	*	*	*		
14	*	*	*	*	*	*	*	*	*	*	*	*	*	*	*		
15	4.19	0.05	4.85	0.0	ABSENT	28	37	43	23	1.84	0.00	1.89	0.36	0.00	5.3		
16	*	*	*	*	*	*	*	*	*	*	*	*	*	*	*		
17	6.85	0.09	3.35	0.0	ABSENT	55	72	81	39	3.10	0.00	3.13	0.58	0.01	5.4		
18	8.41	0.09	3.44	0.0	ABSENT	58	78	90	49	3.68	0.00	3.68	0.72	0.00	5.1	438	
19	8.26	0.09	2.92	0.5	ABSENT	64	76	98	51	3.56	0.00	3.70	0.71	0.00	5.2		
20	8.40	0.09	2.59	0.0	ABSENT	63	74	95	48	3.53	0.00	3.45	0.66	0.00	5.2		2.0
21	8.43	0.09	2.59	0.0	ABSENT	63	74	93	48	3.58	0.00	3.60	0.68	0.00	5.3		
22	8.51	0.09	3.72	0.0	ABSENT	55	72	95	47	3.82	0.00	3.70	0.77	0.00	4.8		
23	8.43	0.10	3.72	0.0	ABSENT	54	69	84	43	3.75	0.00	3.62	0.74	0.00	4.9		
24	8.35	0.09	3.72	0.0	ABSENT	57	67	83	44	3.75	0.00	3.87	0.71	0.00	5.5		
25	8.32	0.10	3.40	0.0	ABSENT	61	65	83	49	3.62	0.00	3.67	0.73	0.00	5.0	376	
26	8.29	0.09	3.07	0.0	ABSENT	54	65	80	39	3.66	0.00	3.55	0.71	0.01	5.0		
27	8.33	0.07	3.07	0.0	ABSENT	52	64	88	42	3.75	0.00	3.62	0.74	0.00	4.9		
28	8.48	0.05	2.99	0.0	ABSENT	53	63	90	43	3.78	0.00	3.75	0.77	0.00	4.9		
29	8.43	0.05	2.91	0.0	ABSENT	53	62	83	43	3.72	0.00	3.60	0.76	0.00	4.7		
30	8.38	0.05	2.91	0.0	ABSENT	51	63	80	40	3.78	0.00	3.63	0.75	0.00	4.8		
31					ABSENT										N/A		
Avg	8.00	0.08	3.28	0.03		54	67	84	43	3.53	0.00	3.50	0.69	0.00	5.1	387	2.00

**MONTHLY SUMMARY OF MINERAL AND PHYSICAL ANALYSIS
RAW WATER (RW) AND SETTLED WATER (SW)**

System Name:

Central Coast Water Authority

System Number:

4210030

Treatment Plant Name:

Polonio Pass Water Treatment Plant

December

2024

Date:	RW pH (SU)	RW Turbidity (NTU)	SW Turbidity (NTU)	RW Odor (TON)	RW Total Coliform (MPN)	RW E. Coli (MPN)	RW Cl- (mg/L)	RW Alkalinity (mg/L)		RW Hardness (mg/L)		RW E.C. (uS/cm)	RW TOC (mg/L)
								Total	Phenol	Total	Ca		
1	8.80	1.52	0.29	1.0			50	69	6	74	42		
2	8.83	1.28	0.28	1.0	23	<1.00	52	66	7	82	44	351	
3	8.88	1.19	0.24	1.5			54	68	7	65	39		
4	8.93	1.13	0.25	1.0			52	73	7	85	40		2.6
5	9.00	1.07	0.26	1.5			49	64	6	82	41		
6	9.06	1.12	0.30	1.0			50	70	7	81	43		
7	9.10	1.45	0.39	1.0			51	70	7	82	45		
8	9.23	1.38	0.41	1.0			53	69	9	85	46		
9	9.28	1.27	0.31	1.0	8	<1.00	52	72	9	79	40	357	
10	9.30	1.10	0.36	1.0			52	70	16	92	46		
11	*	*	*	*			*	*	*	*	*		
12	*	*	*	*			*	*	*	*	*		
13	9.30	1.10	0.31	2.0			57	70	13	85	45		
14	9.25	1.20	0.35	*			*	*	*	*	*		
15	9.20	3.20	0.26	1.5			55	70	14	81	45		
16	9.20	1.20	0.40	1.0	10	3	57	68	6	40	22	365	
17	9.20	1.10	0.33	1.0			53	68	11	79	47		
18	9.17	1.25	0.42	1.0			53	70	10	76	41		
19	9.17	1.40	0.39	1.0			54	69	10	91	46		
20	9.22	2.97	0.37	1.0			53	71	13	83	41		
21	9.21	1.50	0.39	1.0			54	73	11	81	43		
22	9.18	1.67	0.42	1.0			56	71	12	82	41		
23	9.18	1.88	0.35	1.0	3	<1.00	54	76	14	80	48	391	
24	9.03	2.13	0.40	1.0			59	71	13	85	50		
25	9.25	2.27	0.45	1.0			60	75	14	91	48		
26	9.23	2.44	0.45	1.0			60	72	11	87	47		
27	9.17	2.80	0.42	1.0			65	70	13	90	46		
28	9.05	2.53	0.47	1.0			72	66	10	91	49		
29	8.93	2.30	0.50	1.0			73	71	10	90	45		
30	8.83	1.95	0.61	1.0	26	1	79	69	7	96	45	464	
31	8.68	1.72	0.64	1.0			77	70	7	97	45		
Avg	9.10	1.69	0.38	1.1	14	2	57	70	10	83	44	386	2.6

**MONTHLY SUMMARY OF MINERAL AND PHYSICAL ANALYSIS
TREATED WATER (TW) & CLEARWELL (CW)**

System Name: Central Coast Water Authority

System Number: 4210030

Treatment Plant Name: Polonio Pass Water Treatment Plant

December 2024

Date:	TW pH (SU)	TW Turbidity (NTU)	Filter Rate (gpm/ft ²)	CW Odor (TON)	TW Total Coliform	CW Cl- (mg/L)	CW Total Alk (mg/L)	CW Hardness (mg/L)		TW Chlorine (mg/L)		CCB3 Chlorine Free (mg/L)	TW NH3-N (mg/L)		(CCB3 Cl2 Free) / (TW NH3-N Total)	CW E.C. (uS/cm)	TW TOC (mg/L)
								Total	Ca	Total	Free		Total	Free			
1	8.40	0.04	2.91	0.0	ABSENT	52	62	78	41	3.83	0.00	3.78	0.76	0.00	5.0		
2	8.42	0.04	2.91	0.0	ABSENT	53	61	79	43	3.75	0.00	3.63	0.79	0.01	4.6	373	
3	8.33	0.05	2.91	0.0	ABSENT	53	60	80	40	3.83	0.00	3.72	0.73	0.00	5.1		
4	8.42	0.04	3.07	0.0	ABSENT	53	64	78	21	3.83	0.00	3.75	0.73	0.00	5.1		1.7
5	8.35	0.05	3.15	0.0	ABSENT	52	62	83	41	3.80	0.00	3.71	0.76	0.00	4.9		
6	8.33	0.04	3.23	0.0	ABSENT	53	65	82	40	3.73	0.00	3.71	0.75	0.00	4.9		
7	8.41	0.04	3.63	0.0	ABSENT	52	63	83	42	3.76	0.00	3.78	0.73	0.00	5.2		
8	8.38	0.04	3.47	0.0	ABSENT	56	64	85	46	3.78	0.00	3.73	0.75	0.00	5.0		
9	8.32	0.04	3.23	0.0	ABSENT	57	64	78	41	3.88	0.00	3.87	0.73	0.00	5.3	385	
10	8.44	0.04	3.24	0.0	ABSENT	56	58	90	48	3.90	0.00	3.87	0.79	0.00	4.9		
11	*	*	*	*	ABSENT	*	*	*	*	*	*	*	*	*			
12	*	*	*	*	ABSENT	*	*	*	*	*	*	*	*	*			
13	8.38	0.04	3.24	0.0	ABSENT	57	58	86	44	3.72	0.00	3.68	0.64	0.00	5.8		
14	8.40	0.05	3.24	0.0	ABSENT	*	*	*	*	3.70	0.00	*	0.75	0.00	*		
15	8.17	0.04	2.91	0.0	ABSENT	57	61	87	45	3.60	0.00	3.60	0.74	0.00	4.9		
16	8.45	0.04	2.91	0.0	ABSENT	60	58	86	44	3.78	0.00	3.70	0.76	0.00	4.9	394	
17	8.30	0.04	2.91	0.0	ABSENT	54	63	82	42	3.78	0.00	3.75	0.72	0.00	5.2		
18	8.43	0.04	2.91	0.0	ABSENT	55	64	46	42	3.73	0.00	3.81	0.71	0.01	5.4		
19	8.39	0.04	2.91	0.0	ABSENT	54	63	91	49	3.87	0.00	3.73	0.75	0.01	5.0		
20	8.41	0.05	2.91	0.0	ABSENT	57	62	80	40	3.82	0.00	3.78	0.77	0.00	4.9		
21	8.38	0.04	2.59	0.0	ABSENT	55	64	84	44	3.75	0.00	3.68	0.76	0.00	4.8		
22	8.40	0.05	3.02	0.0	ABSENT	56	64	81	42	3.78	0.00	3.72	0.77	0.00	4.8		
23	8.44	0.05	2.59	0.0	ABSENT	53	61	83	43	3.76	0.00	3.72	0.75	0.00	5.0	406	
24	8.23	0.05	2.59	0.0	ABSENT	60	61	87	46	3.68	0.00	3.65	0.76	0.01	4.8		
25	8.47	0.05	2.59	0.0	ABSENT	62	60	82	47	3.75	0.00	3.73	0.76	0.00	4.9		
26	8.30	0.05	2.92	0.0	ABSENT	62	63	82	47	3.78	0.00	3.80	0.72	0.00	5.3		
27	8.34	0.05	3.24	0.0	ABSENT	64	62	88	48	3.78	0.00	3.87	0.76	0.00	5.1		
28	8.28	0.05	3.24	0.0	ABSENT	69	63	89	46	3.75	0.00	3.82	0.72	0.00	5.3		
29	8.20	0.05	3.24	0.0	ABSENT	72	61	95	46	3.53	0.00	3.66	0.69	0.00	5.3		
30	8.37	0.05	3.24	0.0	ABSENT	76	63	92	45	3.78	0.00	3.80	0.74	0.00	5.1	473	
31	8.40	0.06	3.24	0.0	ABSENT	76	63	94	47	3.80	0.00	3.83	0.73	0.00	5.2		
Avg	8.36	0.05	3.04	0.00		58	62	83	43	3.77	0.00	3.75	0.74	0.00	5.1	406	1.70

* Plant Shutdown

Central Coast Water Authority
Calendar Year 2024 Actual and Requested Deliveries in Acre Feet

Project Participant	Total Available AF Amounts ⁽¹⁾	ACTUALS												Subtotal	Annual Delivery Total
		Jan.	Feb.	Mar.	Apr.	May	June	July	Aug	Sept	Oct	Nov	Dec		
Guadalupe	516	37	26	27	27	46	43	45	45	43	40	18	43	440	440
Santa Maria	16,954	287	271	288	281	318	466	525	541	596	570	160	346	4,649	4,649
So. Cal. Water Co.	524	10	0	0	0	20	43	51	47	40	35	0	0	246	246
Vandenberg AFB	5,959	180	155	173	180	234	280	316	331	298	203	80	209	2,639	2,639
Buellton	626	14	14	14	14	17	30	31	32	30	28	12	17	253	253
Solvang (Billed to SY)	1,434	49	40	43	45	76	90	95	96	92	85	0	0	711	711
Santa Ynez ID#1	660	0	0	0	0	0	0	0	0	0	207	0	0	207	207
Goleta	7,143	0	0	833	846	919	145	170	118	99	0	0	0	3,130	3,130
Morehart Land Co.	209	2	0	0	0	0	0	0	5	0	0	1	7	15	15
La Cumbre	1,046	123	0	0	0	0	0	60	50	101	0	100	0	434	434
Raytheon	51	0	0	0	0	0	0	0	0	0	0	0	0	0	0
Santa Barbara	3,139	0	0	0	9	57	97	114	79	66	0	0	0	422	422
Montecito	2,907	0	560	385	138	286	508	545	79	66	225	0	0	2,792	2,792
Carpinteria	2,093	0	0	0	6	38	64	75	52	44	0	0	0	279	279
Subtotal Santa Barbara:	43,261	702	1,066	1,763	1,546	2,011	1,766	2,027	1,475	1,475	1,393	371	622	16,217	16,217
Shandon		0	0	0	0	0	0	0	0	0	0	0	0	0	0
Chorro Valley	7500	123	109	137	124	153	154	170	175	163	145	74	111	1,638	1,638
Lopez	7500	134	113	321	79	94	73	68	69	66	52	0	0	1,069	1,069
Subtotal SLO County:	15,000	257	222	458	203	247	227	238	244	229	197	74	111	2,707	2,707
TOTAL ENTITLEMENT DELIVERIES	58,261	959	1,288	2,221	1,749	2,258	1,993	2,265	1,719	1,704	1,590	445	733	18,924	18,924
EXCHANGE DELIVERIES															
Santa Ynez-Exchange		0	0	0	(37)	(237)	(403)	(473)	(328)	(275)	0	0	0	(1,753)	(1,753)
Goleta-Exchange		0	0	0	13	85	145	170	118	99	0	0	0	630	630
Santa Barbara-Exchange		0	0	0	9	57	97	114	79	66	0	0	0	422	422
Montecito-Exchange		0	0	0	9	57	97	114	79	66	0	0	0	422	422
Carpinteria-Exchange		0	0	0	6	38	64	75	52	44	0	0	0	279	279
TOTAL EXCHANGE DELIVERIES		0	0	0	0	0	0	0	0	0	0	0	0	0	0
Total Lake Deliveries only		125	0	0	37	237	403	533	383	376	0	101	7	2,202	3,269

⁽¹⁾ Total AF of Table A allocation, carryover amounts, and water transfers



CENTRAL COAST WATER AUTHORITY

MEMORANDUM

January 16, 2025

TO: CCWA Board of Directors

FROM: Ray A. Stokes, Executive Director

SUBJECT: Solstra California Communities LLC's Solomon Hills Project

SUMMARY

Solstra California Communities LLC (Solstra) proposes the development of approximately 1,900 acres in the Solomon Hills region of Santa Barbara County ("**Project**"). Solstra has requested CCWA's cooperation and preparation of certain studies and investigations in order to evaluate the use of imported water to serve the Project. The delivery of any imported water supply to the Project, directly or indirectly, would require conveyance of the supply through the State Water Project ("**SWP**") and CCWA's own facilities and therefore may require CCWA approval.

RECOMMENDATION

Staff recommends that the Board of Directors:

1. Approve the January 15, 2025 Waiver of Conflict of Interest letter from CCWA counsel, Stephanie Hastings, Brownstein Hyatt Farber Schreck, LLP re. Brownstein's concurrent representation of CCWA and Solstra California Communities LLC (**Attachment 1**) and authorize Executive Director to execute it; and
2. Approve Cost Reimbursement Agreement between CCWA and Solstra California Communities LLC (**Attachment 2**) and authorize the Executive Director to execute it; and
3. Find that pursuant to CEQA Guidelines Section 15262, CCWA's approval of the Cost Reimbursement Agreement is exempt from California Environmental Quality Act (CEQA) and therefore does not require the preparation of any environmental documentation because it involves only feasibility or planning studies for possible future actions which CCWA or its Board has not approved, adopted, or funded. Furthermore, execution of the Cost Reimbursement Agreement will not have a legally binding effect on later governmental approvals, and does not commit CCWA to the Project, consistent with *Save Tara v. City of West Hollywood* (2008) 45 Cal.4th 116 and related jurisprudence; and
4. Authorize the Executive Director to develop and draft any policies that may be required in advance of the Board's consideration of any future proposal to convey any supplemental imported supply through CCWA's facilities and bring such policies back for the Board's consideration at a future meeting.

DISCUSSION

Background

Solstra proposes the development of approximately 1,903 acres in the Solomon Hills region of Santa Barbara County between Highways 101 and 135. The Project would include a new community that will consist of 4,000 residential units, a Village Center, an estimated 500,000 to 600,000 square feet of office campus, and between 1,000 to 1,200 acres of open space, conservation easements, parks, and trails. Land use approvals, including a General Plan Amendment and rezones, are pending with Santa Barbara County. The County will act as the “lead agency” for compliance with CEQA.

Solstra is considering various water supplies to serve the Project, including but not limited to SWP water and/or other imported supplies (individually and collectively, “**Imported Supply**”). The delivery of any Imported Supply to the Solomon Hills Project, directly to Solstra or to a CCWA Participant which agrees to serve the Project, would require conveyance of the supply through the SWP and CCWA’s own facilities. Depending on the transaction, CCWA approval may be required.

Waiver of Conflict of Interest

CCWA’s legal counsel, Brownstein Hyatt Farber Schreck, also represents Solstra with respect to the Project. When Solstra requested CCWA’s cooperation with respect to the evaluation of an Imported Supply to serve the Project, Brownstein notified both CCWA and Solstra of the potential for conflicts of interest between them and requested both clients’ consent to Brownstein’s concurrent representation of both clients and waiver of any conflicts of interest should they arise.

Solstra has consented to Brownstein’s representation of CCWA in any relations or transaction with Solstra and/or involving the Project and has retained separate counsel to represent its interests in any relations or transactions with CCWA.

Brownstein requests CCWA’s consent as well, as more particularly described in Attachment 1.

Cost Reimbursement Agreement

The proposed Cost Reimbursement Agreement presented for the Board’s review (Attachment 2) sets forth the terms and conditions of Solstra’s reimbursement of CCWA for any costs and expenses incurred by CCWA with respect to the Project.

To avoid any situation in which CCWA staff incurs costs and expenses that are not paid, the proposed Cost Reimbursement Agreement would require Solstra to make advance payment for all costs and expenses by providing CCWA with a deposit of \$25,000 prior to CCWA undertaking any work, and further to replenish the deposit as needed to cover any additional requested work by CCWA. The proposed Cost Reimbursement Agreement provides for Solstra’s full reimbursement of CCWA’s costs for staff time and expenses (including legal fees), as well as indemnification and defense of CCWA in the event any liability arises out of Solstra’s investigation and evaluation of the use of any Imported Supply to serve the Project.

Policy(ies) for the Wheeling or Other Conveyance of Imported Water

To date, CCWA has not had occasion or need to develop any policy(ies) relating to the conveyance and delivery of any imported supply that is not CCWA’s existing SWP supply

(consisting of 45,486 AF of “Table A Allocation” and other SWP supplies made available by the Water Supply Contract with the Department of Water Resources).

Preliminary discussions with Solstra suggest that one or more options Solstra is considering to serve the Project may necessitate the adoption of a policy by CCWA’s Board, for example to set the rates, charges, and other conditions for wheeling any non-SWP supplies through CCWA facilities.

CCWA will draft and propose for the Board’s consideration any policies necessary or beneficial to considering any future request by Solstra to convey any Imported Supply through CCWA facilities.

ENVIRONMENTAL REVIEW

CCWA’s approval of the Cost Reimbursement Agreement is exempt from CEQA pursuant to CEQA Guidelines Section 15262, because it involves only feasibility or planning studies for possible future actions which CCWA or its board has not approved, adopted, or funded and does not require the preparation of an EIR or negative declaration at this time. Approval of the Processing Agreement in no way commits CCWA to convey any supply of water to the Project; rather, it merely provides a mechanism for the funding of certain pre-Project investigations and studies. Any future approval of the Project taken by the lead agency and any responsible agenc(ies) will require compliance with CEQA.

Attachments:

1. January 13, 2025 Letter from Brownstein Hyatt Farber Schreck, LLP re. Waiver of Conflict of Interest
2. Cost Reimbursement Agreement

January 15, 2025

Stephanie Osler Hastings
Attorney at Law
805.882.1415 tel
SHastings@bhfs.com

Central Coast Water Authority
Attn: Ray Stokes
255 Industrial Way
Buellton, CA 93427-9565

RE: Waiver of Conflict of Interest - Consultation, Disclosure, Informed Consent

Dear Mr. Stokes:

This letter requests a waiver from Central Coast Water Authority (together with its affiliates and subsidiaries, "**CCWA**") with regard to a conflict of interest involving Brownstein Hyatt Farber Schreck, LLP's ("**Brownstein**") representation of Solstra California Communities LLC (together with its affiliates and subsidiaries, "**Solstra**"), as described below.

Brownstein represents Solstra in a variety of legal matters, including matters relating to the entitlements, environmental compliance, water supply and water service in relation to Solstra's proposed residential Solomon Hills project in Santa Barbara County (the "**Project**") (collectively, the "**Solstra Matters**"). Separately, Brownstein serves as counsel to CCWA. CCWA operates the Coastal Branch of the State Water Project that connects the State Water Project to Santa Barbara and San Luis Obispo County. CCWA also owns and operates the water treatment and delivery system that allows for the delivery of State Water Project water and other imported water supplies to retail water providers and other users within Santa Barbara and San Luis Obispo Counties (collectively, "**CCWA Facilities**"). Brownstein represents CCWA with respect to all matters involving the State Water Project and the CCWA Facilities, among other things.

Now, Solstra is considering various water supplies to serve the Project, including but not limited to State Water Project water and/or other imported supplies. One or more of these potential supplies may require delivery through the State Water Project and CCWA Facilities to the Project. Solstra has retained separate legal counsel in connection with all transactions and/or negotiations with CCWA relating to the Project, the State Water Project and the CCWA Facilities. Brownstein will represent CCWA in any negotiations with Solstra regarding the Solstra Matters/Project, including delivery of State Water Project water and/or other imported water supplies through the State Water Project and CCWA Facilities to the Project. Further, Brownstein will continue to accept engagements from CCWA in connection with any future transactions and/or negotiations with Solstra on matters that may be unrelated to the Project, but in which Solstra may be or may become involved as an adverse party. All such CCWA matters involving Solstra are referred to herein as the "**CCWA Matters**." Our

representation of CCWA in the CCWA Matters while we represent Solstra in the Solstra Matters arguably constitutes a conflict of interest under the applicable Rules of Professional Conduct.

Under the Rules of Professional Conduct, we may not represent a client in a manner that is adverse to another client unless both clients agree to the proposed representation after being adequately informed, in writing, of the relevant circumstances and the material, reasonably foreseeable ways that the conflict could have adverse effects on their interests.

CCWA should consider whether there is any material risk that Brownstein will be less zealous or eager on its behalf due to Brownstein's representation of Solstra as its counsel and in the Solstra Matters, or whether the professional judgment of Brownstein attorneys working on CCWA's Matters could be affected by the interests of Solstra. We do not believe that there is a material risk of any of the foregoing in our concurrent but separate representation of CCWA as its counsel in the CCWA Matters and Solstra in the Solstra Matters.

As described above, Solstra has retained other legal counsel in connection with all transactions and/or negotiations with CCWA relating to the Project, the State Water Project and the CCWA Facilities. If a conflict of interest between CCWA and Solstra arises with respect to Brownstein's representation of CCWA as its counsel or with respect to the CCWA Matters, Brownstein will continue to represent CCWA, including in any litigation that arises between CCWA and Solstra. Solstra has waived any right to contest Brownstein's continued representation of CCWA or to seek disqualification or recusal of Brownstein from its representation of CCWA, even if Brownstein is representing CCWA in matters that are adverse to Solstra.

Further, if a conflict of interest between CCWA and Solstra arises with respect to the Solstra Matters/the Project, Brownstein will not represent Solstra in such matter adverse to CCWA. However, in that circumstance, CCWA agrees that Brownstein will continue to represent Solstra in any matter relating to the Solstra Matters/the Project that does not involve CCWA. CCWA waives any right to contest Brownstein's continued representation of Solstra or to seek disqualification or recusal of Brownstein from its representation of Solstra in matters relating to Solstra Matters/the Project that do not involve CCWA.

If you have any questions or concerns about the circumstances described herein, please contact me. We recommend that CCWA seek independent counsel regarding the effect of this waiver. If CCWA determines, based on the advice of its independent counsel or otherwise, that our representation as described herein will be detrimental to its interests, CCWA should not consent to it.

If CCWA wishes to consent to this waiver after such review as you believe appropriate, please sign a copy of it in the space provided and return it to the undersigned. Your execution of this letter will

confirm that we have provided you with adequate information and explanation about the material risks of our proposed representation.

Sincerely,



Stephanie Osler Hastings

READ AND AGREED TO THIS _____ DAY OF _____, 2024.

CENTRAL COAST WATER AUTHORITY
for itself and its affiliates and subsidiaries

By: _____
RAY STOKES

Its: _____
EXECUTIVE DIRECTOR

CENTRAL COAST WATER AUTHORITY
COST REIMBURSEMENT AGREEMENT

This Cost Reimbursement Agreement (“**Agreement**”) is made as of **January 23, 2025** by and between:

CENTRAL COAST WATER AUTHORITY (“CCWA”)

and

SOLSTRA COMMUNITIES CALIFORNIA LLC (“SOLSTRA”)

(each, a “**Party**,” and together, the “**Parties**”).

RECITALS

A. CCWA is a joint exercise of powers agency duly organized and existing pursuant to the Joint Exercise of Powers Act commencing with California Government Code section 6500 et seq. CCWA’s members are cities and water districts located in the county of Santa Barbara. Pursuant to the Transfer of Financial Responsibility Agreement, the Santa Barbara County Flood Control and Water Conservation District (“**SBCFCWCD**”) transferred to CCWA, and CCWA accepted and assumed, all rights and obligations to the 1963 Water Supply Contract between the Department of Water Resources and SBCFCWCD that provides for the delivery of water from California’s State Water Project (“**SWP**”) to the county of Santa Barbara (“**SWP Contract**”).

B. CCWA owns, operates and maintains water conveyance, storage and treatment facilities (“**CCWA Facilities**”) connecting the SWP to the counties of San Luis Obispo and Santa Barbara and treats and delivers water from the SWP to cities, water districts and other water purveyors and users in the county of Santa Barbara (each a “**CCWA Participant**”) and also to the San Luis Obispo County Flood Control and Water Conservation District.

C. Solstra is the owner of certain land in unincorporated Santa Barbara County and is in the process of seeking entitlements and approvals for up to 4,000 residential dwelling units and ancillary commercial uses (“**Solomon Hills**”). Solstra will be responsible for providing retail water service to customers at Solomon Hills through its own legal entity or partnering with a public water system (“**Project**”). Pursuant to the California Environmental Quality Act (“**CEQA**”), the county of Santa Barbara is the lead agency for the Project.

D. Solstra is considering various water supplies to serve the Project, including but not limited to SWP water and/or other imported supplies (individually and collectively, “**Imported Supply**”). The delivery of any Imported Supply to the Project, directly or indirectly, would require conveyance of the supply through the SWP and CCWA Facilities and therefore may require CCWA approval.

E. Solstra has requested CCWA's cooperation and preparation of certain studies and investigations as may be necessary or convenient to Solstra's development and evaluation of any Imported Supply to serve the Project. Solstra has agreed to pay all of CCWA's costs and expenses arising out of or related to such cooperation, investigation, and evaluation in accordance with the terms and conditions of this Agreement and the Parties desire to enter into this Agreement to set forth the terms and conditions of Solstra's payment of such costs and expenses.

F. In the event Solstra elects to pursue the conveyance and delivery of any Imported Supply to serve the Project, a new agreement between them will be required for that purpose.

NOW, THEREFORE, in consideration of the foregoing recitals, the mutual representations, warranties, covenants and agreements contained in this Agreement, and for other good and valuable consideration, the receipt and sufficiency of which are hereby acknowledged, the Parties agree as follows:

AGREEMENT

1. Solstra Payment of CCWA Costs

1.1 CCWA Costs. Regardless of whether the Project is undertaken or completed by Solstra, Solstra agrees to pay 100% of CCWA's costs and expenses arising out of or related to CCWA's cooperation and preparation of certain studies and investigations as may be necessary or convenient to Solstra's development and evaluation of Imported Water to serve the Project, including but not limited to, CCWA staff time and expenses, the services of CCWA contract employees, administrative costs, consultant fees and costs, attorneys' fees and costs, and any fees and charges of any governmental or quasi-governmental authority (collectively, "**CCWA Costs**"). Solstra further agrees to pay for all CCWA Costs incurred prior to the Effective Date of this Agreement.

1.2 Advance Payment; Deposit

1.2.1 Solstra agrees to pay CCWA Costs in advance of CCWA incurring such costs. Concurrent with Solstra's execution of this Agreement, Solstra shall deposit with CCWA \$25,000 as an advance payment for CCWA Costs.

1.2.2 CCWA shall charge 100% of the CCWA Costs against Solstra's deposit.

1.2.3 Periodically, in the sole and absolute discretion of CCWA's Executive Director, CCWA may request that Solstra make additional deposits of funds as necessary to ensure advance payment for anticipated additional CCWA Costs. Solstra shall place on deposit with CCWA the amount stated in the request for additional deposit no later than the deadline established by CCWA's Executive Director.

1.2.4 Solstra acknowledges and agrees that CCWA shall have no obligation whatsoever to incur CCWA Costs of any kind or amount if Solstra's deposit is depleted at any time and not replenished by Solstra, even if delays in the investigation, evaluation, processing or consideration of the Project result.

1.3 Accounting of CCWA Costs. On a monthly basis or such other periodic basis as CCWA's Executive Director may determine, CCWA shall deliver a statement of charges itemizing CCWA Costs incurred, including any consultant and legal fees, provided however, that CCWA shall not be required to include privileged and confidential communications to Solstra. The statement of charges shall identify the amount (in \$s) deducted from Solstra's deposit and any deposit balance remaining against which future CCWA Costs will be applied.

1.4 Reconciliation. Upon termination of this Agreement, CCWA shall provide to Solstra an accounting of the total CCWA Costs incurred and Solstra is obligated to pay. Any deposit remaining in Solstra's account with CCWA shall be promptly refunded by CCWA to Solstra.

2. Solstra's Representative. Concurrent with execution of this Agreement, in the signature block of this Agreement, Solstra shall identify and provide the contact information for its authorized representative ("**Authorized Representative**"). Solstra represents and warrants that its Authorized Representative has full authority to grant, provide and enter into, by and on behalf of Solstra, any and all consents, approvals, instructions, authorizations or agreements in connection with this Agreement (collectively, "**Solstra Directions**"). CCWA shall be entitled to rely upon, without inquiry, the full authority of Solstra's Authorized Representative. Without limiting the foregoing, Solstra's Authorized Representative shall be solely responsible for requesting and obtaining in advance any special or further authorizations that may be necessary in connection with any Solstra's Directions given to CCWA hereunder and CCWA may assume, without further inquiry, that all such authorizations have been obtained. Solstra may designate a different individual as its Authorized Representative in connection with this Agreement at any time by providing written notice to CCWA.

3. Liability, Indemnification, and Defense

3.1 Disclaimer of Liability. Solstra acknowledges and agrees that CCWA's cooperation, investigation, and evaluation of any Imported Supply to serve the Project is undertaken in exchange for Solstra's full reimbursement of CCWA Costs and full assumption of any and all liabilities arising out of or related to this Agreement and/or the Project. As a result, it is the intent and agreement of the Parties that, to the maximum extent permitted by law, neither CCWA, nor any of its elected officials, officers, agents, employees, consultants, or attorneys, nor any CCWA Participant, nor any CCWA Participant's elected officials, officers, agents, employees, consultants, or attorneys shall be liable to Solstra for any claims, liabilities, damages, losses, actions, penalties, proceedings, or expenses related to or arising out of this Agreement and/or the Project.

3.2 Indemnification. Solstra ("**Indemnifying Party**") agrees to indemnify, defend, protect and hold harmless CCWA and its elected officials, officers, agents, employees, consultants, or attorneys and all CCWA Participants and each CCWA Participant's elected officials, officers, agents, employees, consultants, or attorneys (each an "**Indemnified Party**" and collectively, the "**Indemnified Parties**") from and against any and all claims, demands, actions, judgements, liabilities, damages, losses and expenses, whether in law or in equity, including but not limited to attorneys', paralegals', consultants', and experts' fees, costs and expenses, arising from or relating to this Agreement and/or the Project, whether such claims, actions, liabilities, damages, losses or

expenses arise prior to or following termination or expiration of this Agreement, except to the extent any liability, loss, cost or expense is caused by the Indemnified Party's sole negligence or willful misconduct.

3.3 Defense. If requested by the Indemnified Party, the Indemnifying Party shall assume on behalf of the Indemnified Party, and conduct with due diligence and in good faith, the defense of such Indemnified Party with counsel reasonably satisfactory to the Indemnified Party. If any claim, action, proceeding or investigation arises as to which the indemnity provided for in this Section 3.3 applies, and the Indemnifying Party fails to assume the defense of such claim, action, proceeding or investigation after having been requested to do so by the Indemnified Party, then the Indemnified Party may, at the Indemnifying Party's expense, contest or, with the prior written consent of the Indemnifying Party, which consent shall not be unreasonably withheld, settle such claim, action, proceeding or investigation. All costs and expenses incurred by the Indemnified Party in connection with any such contest or settlement shall constitute CCWA Costs pursuant to this Agreement and shall be paid upon demand by the Indemnifying Party. Notwithstanding anything to the contrary herein, CCWA shall be entitled to hire independent counsel to defend any such action. Additionally, any and all costs, expenses and attorneys' fees incurred by CCWA and its counsel in defending such action shall constitute CCWA Costs pursuant to this Agreement and shall be paid upon demand by the Indemnifying Party.

4. Remedies. If Solstra does not timely perform its obligations pursuant to this Agreement, CCWA shall be entitled to proceed to protect and enforce its rights as provided in this Agreement by such appropriate judicial proceedings as CCWA shall deem most effectual, either by suit in equity or by action at law, whether for the specific performance of any covenant or agreement contained herein or to enforce any other legal or equitable right vested in CCWA by this Agreement or by law. The provisions of this Agreement and the duties of Solstra and of its officers, agents, or employees shall be enforceable by CCWA by suit, action, or proceeding in any court of competent jurisdiction.

5. Term; Termination

5.1 Term. The term of this Agreement shall commence on the date upon which executed by all Parties ("**Effective Date**") and shall continue until terminated as provided for herein.

5.2 Termination of Contractual Rights; Continuing Obligations.

5.2.1 Upon Solstra's failure to make any deposit or payment which failure constitutes an un-cured default under this Agreement, CCWA may terminate this Agreement. Regardless of such termination, the obligations of Solstra to CCWA to pay CCWA Costs under this Agreement shall continue in full force and effect.

5.2.2 This Agreement may be terminated by Solstra upon the expiration of thirty (30) days following the later of (i) delivery of written notice of termination to CCWA, and (ii) discharge by Solstra, or satisfactory performance of all financial obligations hereunder.

5.2.3 Sections 3 and 4 shall survive termination of this Agreement.

6. General Provisions

6.1 Assignability. This Agreement shall not be assigned by Solstra without the prior written consent of CCWA, which consent shall not be unreasonably withheld. Any attempted assignment without the prior written approval of CCWA shall be void.

6.2 Counterparts; Electronic Signatures; Delivery by Email. The Agreement may be executed in two or more counterparts, each of which shall be deemed an original, and all of which when taken together shall constitute one and the same document. Counterparts may be delivered via electronic mail (including PDF or any electronic signature complying with the federal Electronic Signatures in Global and National Commerce (ESIGN) Act of 2000 (P.L. 106-229), e.g., www.docusign.com) or other transmission method and any counterpart so delivered shall be deemed to have been duly and validly delivered and be valid and effective for all purposes.

6.3 Due Authority. The individuals executing this Agreement represent and warrant that they have the authority to enter into this Agreement on behalf of their respective party and to bind that party to perform all acts required by this Agreement, and that the consent, approval, or execution of or by any additional person or party is not required to legally bind that party to the terms and conditions of this Agreement.

6.4 Entire Agreement; Modification. The making, execution and delivery of this Agreement have not been induced by any representations, statements, warranties or agreements other than those herein expressed. This Agreement constitutes the entire agreement and understanding of the Parties concerning the subject matter hereof. This Agreement supersedes all prior negotiations, agreements, representation and understandings of the Parties relating to the subject matter hereof. No supplement, modification or amendment of this Agreement shall be binding unless executed in writing by all of the Parties.

6.5 Governing Law; Venue. This Agreement and all matters relating to this Agreement shall be governed by the laws of the State of California, without regard to principles of conflicts of laws. Venue for any disputes under this Agreement shall be in Santa Barbara County, California.

6.6 Legal Advice. Each Party has received independent legal advice from its attorneys with respect to the advisability of executing this Agreement and the meaning of the provisions of this Agreement.

6.7 No Agency. This Agreement shall not create, nor shall it be construed to create any agency, partnership or similar relationship among the Parties.

6.8 Notices. All notices, approvals, acceptances, requests, demands and other communications required or permitted under this Agreement, to be effective, shall be in writing and shall be delivered, either in person or by email or by Federal Express (or other similar overnight delivery service) to the Authorized Representative of the Party to whom the notice is directed. Any communication given by email shall be deemed delivered on such mailing date and any communication given by overnight service shall be deemed delivered one (1) business day after the dispatch date. Any Party may change its email and overnight service addresses by giving all other Parties written notice of the new address(es).

6.9 Successors and Assigns. This Agreement shall be binding upon and inure to the benefit of the Parties hereto and their respective successors and assigns.

IN WITNESS WHEREOF, the Parties have executed and entered into this Agreement as of the date first written above.

— Signatures follow on next page —

CENTRAL COAST WATER AUTHORITY

By: _____
Name: Ray Stokes
Title: Executive Director

Approved as to form:

By: _____
Stephanie Osler Hastings
Brownstein, Hyatt, Farber, Schreck

CCWA Authorized Representative:

Ray Stokes, Executive Director
Central Coast Water Authority
255 Industrial Way
Buellton, CA 93427
Telephone: (805) 688-2292
Email: RAS@ccwa.com

**SOLSTRA COMMUNITIES
CALIFORNIA LLC**

By: _____
Name: Klaus Hasbo
Title: Chief Executive Officer

Approved as to form:

By: _____
Peter Candy
Hollister & Brace

SOLSTRA Authorized Representative:

Klaus Hasbo
Solstra Communities California LLC
Address:
Telephone:
klaus.hasbo@k4oil.com




CENTRAL COAST WATER AUTHORITY

MEMORANDUM

January 23, 2025

TO: CCWA Board of Directors

FROM: Ray A. Stokes
Executive Director 

SUBJECT: FY 2024/25 Second Quarter Investment Report

SUMMARY

Attached is the second quarter FY 2024/25 investment report covering the three-month period of October to December 2024. In accordance with the CCWA Statement of Investment Policy, the quarterly report includes a statement of compliance of the portfolio with the investment policy and confirmation of the Authority's ability to meet expenditure requirements for the next six months.

DISCUSSION

As of December 31, 2024, the investment portfolio totaled \$61.8 million and had an effective rate of return of 4.13% with an average daily balance for the month of December 2024 of about \$57 million. The investments were comprised of Montecito Bank & Trust money market accounts of \$1.4 million, and Charles Schwab market funds of \$60.4 million.

All investments during the quarter complied with the CCWA investment policy provisions.

CASH MANAGEMENT PRO FORMA PROJECTIONS

Current pro forma projections indicate that the Authority will have sufficient cash with which to operate for the next six months.

RECOMMENDATION

That the Board of Directors accept the second quarter FY 2024/25 investment report.


RAS
Attachments



Investment Portfolio Portfolio Management Portfolio Summary December 31, 2024

Investments	Par Value	Market Value	Book Value	% of Portfolio	Term	Days to Maturity	YTM 360 Equiv.	YTM 365 Equiv.
Pool-Money Market Accounts	1,407,261.41	1,407,261.41	1,407,261.41	2.28	1	1	1.746	1.770
Treasury Money Market fund account	60,432,292.37	60,432,292.37	60,432,292.37	97.72	1	1	4.162	4.220
Investments	61,839,553.78	61,839,553.78	61,839,553.78	100.00%	1	1	4.107	4.164

Total Earnings	December 31 Month Ending	Fiscal Year To Date
Current Year	198,946.41	1,121,116.83
Average Daily Balance	56,650,819.48	
Effective Rate of Return	4.13%	



 _____ January 14, 2025

Ray Stokes, Executive Director/Treasurer



**Investment Pool
Total Return
Sorted by Fund - Investment Number
October 1, 2024 - December 31, 2024
Yield on Time Weighted Value**

CUSIP	Investment #	Fund	Investment Class	Beginning Invested Value	Time Weighted Invested Value	Ending Invested Value	Maturity Date	Current Rate	Total Return	Investment Income		
										Interest Earned	Adjustment in Value	Net Investment Income
Fund: General Account												
SYS10.0000	10.0000	0000	Amortized	17,562,515.20	12,818,313.06	11,946,668.77		3.960	4.443	143,539.65	0.00	143,539.65
Subtotal				17,562,515.20	12,818,313.06	11,946,668.77			4.443	143,539.65	0.00	143,539.65
Fund: Credits Payable												
SYS70.BUEL	70.BUEL	CREDIT	Amortized	1.08	41,250.73	41,657.78		3.960	4.425	460.05	0.00	460.05
SYS70.CARP	70.CARP	CREDIT	Amortized	92.61	116,574.09	117,726.04		3.960	4.425	1,300.09	0.00	1,300.09
SYS70.CHORRO	70.CHORRO	CREDIT	Amortized	66.14	60,113.18	60,707.48		3.960	4.425	670.41	0.00	670.41
SYS70.GOLETA	70.GOLETA	CREDIT	Amortized	168.96	269,434.35	272,096.17		3.960	4.425	3,004.87	0.00	3,004.87
SYS70.GUAD	70.GUAD	CREDIT	Amortized	-2.90	21,287.37	21,497.47		3.960	4.424	237.40	0.00	237.40
SYS70.LACUMB	70.LACUMB	CREDIT	Amortized	5.40	64,398.50	65,033.99		3.960	4.425	718.20	0.00	718.20
SYS70.LOPEZ	70.LOPEZ	CREDIT	Amortized	143.36	69,388.92	70,076.05		3.960	4.425	773.86	0.00	773.86
SYS70.MONT	70.MONT	CREDIT	Amortized	104.01	156,910.44	1,570.21		3.960	4.469	1,767.54	0.00	1,767.54
SYS70.MORHRT	70.MORHRT	CREDIT	Amortized	15.87	12,966.79	13,095.22		3.960	4.425	144.61	0.00	144.61
SYS70.SBAR	70.SBAR	CREDIT	Amortized	9.19	156,824.27	1,567.71		3.960	4.469	1,766.57	0.00	1,766.57
SYS70.SBRC	70.SBRC	CREDIT	Amortized	1.68	3,114.72	3,145.47		3.959	4.424	34.73	0.00	34.73
SYS70.SHAN	70.SHAN	CREDIT	Amortized	17.15	2,585.30	2,611.10		3.962	4.424	28.83	0.00	28.83
SYS70.SLOC	70.SLOC	CREDIT	Amortized	-0.09	-0.09	-0.09		0.698		0.00	0.00	0.00
SYS70.SMARIA	70.SMARIA	CREDIT	Amortized	40.11	623,022.30	629,170.40		3.960	4.425	6,948.28	0.00	6,948.28
SYS70.SOCAL	70.SOCAL	CREDIT	Amortized	-2.20	9,885.84	9,983.43		3.959	4.425	110.25	0.00	110.25
SYS70.SOLV	70.SOLV	CREDIT	Amortized	15.19	92,872.39	928.48		3.960	4.469	1,046.18	0.00	1,046.18
SYS70.SYNEZ	70.SYNEZ	CREDIT	Amortized	2,327.52	301,239.08	304,254.16		3.960	4.425	3,359.57	0.00	3,359.57
SYS70.VAFB	70.VAFB	CREDIT	Amortized	529.74	226,848.40	229,098.19		3.960	4.425	2,529.93	0.00	2,529.93
Subtotal				3,532.82	2,228,716.58	1,844,219.26			4.433	24,901.37	0.00	24,901.37
Fund: DWR & Warren Act Deposits												
SYS60.BUEL	60.BUEL	DWR	Amortized	395,035.33	389,545.03	370,984.71		3.960	4.433	4,352.91	0.00	4,352.91
SYS60.CARP	60.CARP	DWR	Amortized	1,586,563.23	1,577,085.27	1,495,387.45		3.960	4.430	17,609.47	0.00	17,609.47
SYS60.GOLETA	60.GOLETA	DWR	Amortized	3,465,758.15	3,509,191.06	3,620,676.86		3.960	4.430	39,183.31	0.00	39,183.31
SYS60.GUAD	60.GUAD	DWR	Amortized	444,555.51	427,678.69	386,675.65		3.960	4.436	4,781.95	0.00	4,781.95
SYS60.LACUMB	60.LACUMB	DWR	Amortized	782,181.08	754,551.07	695,956.62		3.960	4.442	8,447.99	0.00	8,447.99
SYS60.MONT	60.MONT	DWR	Amortized	2,503,318.51	2,517,596.27	2,657,742.99		3.960	4.425	28,079.72	0.00	28,079.72

Investment Pool
Total Return
Sorted by Fund - Investment Number

CUSIP	Investment #	Fund	Investment Class	Beginning Invested Value	Time Weighted Invested Value	Ending Invested Value	Maturity Date	Current Rate	Total Return	Investment Income		
										Interest Earned	Adjustment in Value	Net Investment Income
Fund: DWR & Warren Act Deposits												
SYS60.MORHRT	60.MORHRT	DWR	Amortized	176,885.71	177,747.50	166,643.79		3.960	4.430	1,984.78	0.00	1,984.78
SYS60.SBAR	60.SBAR	DWR	Amortized	2,365,171.88	2,390,502.90	2,583,521.88		3.960	4.424	26,656.25	0.00	26,656.25
SYS60.SBRC	60.SBRC	DWR	Amortized	352,682.87	353,273.51	355,533.56		3.960	4.425	3,940.05	0.00	3,940.05
SYS60.SMARIA	60.SMARIA	DWR	Amortized	10,797,328.73	10,829,796.88	10,384,447.46		3.960	4.432	120,977.22	0.00	120,977.22
SYS60.SOCAL	60.SOCAL	DWR	Amortized	348,598.89	339,127.96	322,534.76		3.960	4.431	3,787.87	0.00	3,787.87
SYS60.SOLV	60.SOLV	DWR	Amortized	956,151.24	956,866.26	1,021,684.29		3.960	4.428	10,679.50	0.00	10,679.50
SYS60.SYNEZ	60.SYNEZ	DWR	Amortized	412,982.82	394,204.20	415,236.87		3.960	4.432	4,403.20	0.00	4,403.20
SYS60.VAFB	60.VAFB	DWR	Amortized	5,194,743.56	5,097,651.77	4,806,836.55		3.960	4.431	56,934.25	0.00	56,934.25
Subtotal				29,781,957.51	29,714,818.37	29,283,863.44			4.430	331,818.47	0.00	331,818.47
Fund: Escrow Deposits												
SYS65.MORHRT	65.MORHRT	ESCROW	Amortized	416,892.40	418,196.18	424,620.07		3.960	4.424	4,663.33	0.00	4,663.33
SYS65.SBRC	65.SBRC	ESCROW	Amortized	111,156.01	111,503.31	113,215.13		3.960	4.424	1,243.37	0.00	1,243.37
Subtotal				528,048.41	529,699.49	537,835.20			4.424	5,906.70	0.00	5,906.70
Fund: DWR Reserve Fund												
SYS45.AVBCH	45.AVBCH	NARES	Amortized	0.00	0.00	0.00		3.364		0.00	0.00	0.00
SYS45.AVLWTR	45.AVLWTR	NARES	Amortized	0.00	0.00	0.00		3.576		0.00	0.00	0.00
SYS45.BUEL	45.BUEL	NARES	Amortized	142,575.30	143,020.64	145,215.96		3.960	4.424	1,594.83	0.00	1,594.83
SYS45.CAMC	45.CAMC	NARES	Amortized	0.00	0.00	0.00		3.349		0.00	0.00	0.00
SYS45.CARP	45.CARP	NARES	Amortized	0.00	0.00	0.00		3.359		0.00	0.00	0.00
SYS45.CUESTA	45.CUESTA	NARES	Amortized	0.00	0.00	0.00		3.300		0.00	0.00	0.00
SYS45.GOLETA	45.GOLETA	NARES	Amortized	0.00	0.00	0.00		3.359		0.00	0.00	0.00
SYS45.GUAD	45.GUAD	NARES	Amortized	150,630.80	151,101.31	153,420.66		3.960	4.424	1,684.93	0.00	1,684.93
SYS45.LACUMB	45.LACUMB	NARES	Amortized	204,814.82	205,454.55	208,608.15		3.960	4.424	2,291.04	0.00	2,291.04
SYS45.MONT	45.MONT	NARES	Amortized	0.00	0.00	0.00		3.359		0.00	0.00	0.00
SYS45.MORBAY	45.MORBAY	NARES	Amortized	0.00	0.00	0.00		3.359		0.00	0.00	0.00
SYS45.MORHRT	45.MORHRT	NARES	Amortized	52,549.52	52,713.66	53,522.77		3.960	4.424	587.81	0.00	587.81
SYS45.OCEANO	45.OCEANO	NARES	Amortized	0.00	0.00	0.00		3.352		0.00	0.00	0.00
SYS45.PISMO	45.PISMO	NARES	Amortized	0.00	0.00	0.00		3.365		0.00	0.00	0.00
SYS45.SBAR	45.SBAR	NARES	Amortized	460,557.51	461,996.11	469,087.63		3.960	4.424	5,151.74	0.00	5,151.74
SYS45.SBRC	45.SBRC	NARES	Amortized	13,136.56	13,177.59	13,379.86		3.960	4.424	146.95	0.00	146.95
SYS45.SHAN	45.SHAN	NARES	Amortized	0.00	0.00	0.00		3.305		0.00	0.00	0.00
SYS45.SLOC	45.SLOC	NARES	Amortized	0.00	0.00	0.00		3.347		0.00	0.00	0.00
SYS45.SLSCHL	45.SLSCHL	NARES	Amortized	0.00	0.00	0.00		2.931		0.00	0.00	0.00
SYS45.SMARIA	45.SMARIA	NARES	Amortized	4,493,828.38	4,507,865.25	4,577,059.56		3.960	4.424	50,267.46	0.00	50,267.46

Investment Pool
Total Return
Sorted by Fund - Investment Number

CUSIP	Investment #	Fund	Investment Class	Beginning Invested Value	Time Weighted Invested Value	Ending Invested Value	Maturity Date	Current Rate	Total Return	Investment Income		
										Interest Earned	Adjustment in Value	Net Investment Income
Fund: DWR Reserve Fund												
SYS45.SMGLTO	45.SMGLTO	NARES	Amortized	0.00	0.00	0.00		3.322		0.00	0.00	0.00
SYS45.SOCAL	45.SOCAL	NARES	Amortized	98,131.08	98,437.61	99,948.61		3.960	4.424	1,097.69	0.00	1,097.69
SYS45.SOLV	45.SOLV	NARES	Amortized	392,856.41	394,083.51	400,132.49		3.960	4.424	4,394.44	0.00	4,394.44
SYS45.SYNEZ	45.SYNEZ	NARES	Amortized	134,459.48	134,879.50	136,949.93		3.960	4.424	1,504.05	0.00	1,504.05
SYS45.VAFB	45.VAFB	NARES	Amortized	0.00	0.00	0.00		3.359		0.00	0.00	0.00
Subtotal				6,143,539.86	6,162,729.73	6,257,325.62			4.424	68,720.94	0.00	68,720.94
Fund: O&M Reserve Fund												
35.BUEL	35.BUEL	O&M	Amortized	30,437.10	30,532.18	31,000.84		3.960	4.424	340.47	0.00	340.47
35.CARP	35.CARP	O&M	Amortized	105,371.89	105,701.29	107,324.54		3.960	4.424	1,178.67	0.00	1,178.67
35.GOLETA	35.GOLETA	O&M	Amortized	237,087.83	237,828.99	241,481.37		3.960	4.424	2,652.04	0.00	2,652.04
35.GUAD	35.GUAD	O&M	Amortized	28,962.64	29,053.10	29,499.07		3.960	4.424	323.98	0.00	323.98
35.LACUMB	35.LACUMB	O&M	Amortized	52,654.61	52,819.09	53,629.85		3.960	4.424	588.99	0.00	588.99
35.MONT	35.MONT	O&M	Amortized	158,067.46	158,067.24	155,938.58		3.960	4.425	1,763.13	0.00	1,763.13
35.MORHRT	35.MORHRT	O&M	Amortized	10,538.07	10,571.04	10,733.47		3.960	4.424	117.88	0.00	117.88
35.SBAR	35.SBAR	O&M	Amortized	157,981.86	157,989.40	155,936.18		3.960	4.425	1,762.26	0.00	1,762.26
35.SBRC	35.SBRC	O&M	Amortized	2,634.04	2,642.27	2,682.83		3.959	4.425	29.47	0.00	29.47
35.SMARIA	35.SMARIA	O&M	Amortized	853,228.52	855,894.39	869,034.32		3.960	4.424	9,544.12	0.00	9,544.12
35.SOCAL	35.SOCAL	O&M	Amortized	26,330.31	26,412.56	26,817.98		3.960	4.424	294.53	0.00	294.53
35.SOLV	35.SOLV	O&M	Amortized	78,989.01	78,992.96	77,968.05		3.960	4.425	881.10	0.00	881.10
35.SYNEZ	35.SYNEZ	O&M	Amortized	26,342.97	26,425.32	26,831.14		3.960	4.424	294.68	0.00	294.68
35.VAFB	35.VAFB	O&M	Amortized	289,780.38	290,686.46	295,151.17		3.960	4.424	3,241.46	0.00	3,241.46
Subtotal				2,058,406.69	2,063,616.29	2,084,029.39			4.424	23,012.78	0.00	23,012.78
Fund: Rate Coverage Reserve Fund												
40.BUEL	40.BUEL	RATE	Amortized	282,808.02	283,691.41	288,046.03		3.960	4.424	3,163.47	0.00	3,163.47
40.CARP	40.CARP	RATE	Amortized	885,094.80	887,861.65	901,496.54		3.960	4.424	9,900.59	0.00	9,900.59
40.GUAD	40.GUAD	RATE	Amortized	196,548.17	197,162.18	200,188.79		3.960	4.424	2,198.57	0.00	2,198.57
40.LACUMB	40.LACUMB	RATE	Amortized	411,938.54	413,225.30	419,568.24		3.960	4.424	4,607.90	0.00	4,607.90
40.MONT	40.MONT	RATE	Amortized	1,537,941.55	1,537,947.33	1,517,311.42		3.960	4.425	17,154.69	0.00	17,154.69
40.OCEANO	40.OCEANO	RATE	Amortized	-0.02	-0.02	-0.02		0.631		0.00	0.00	0.00
40.SHAN	40.SHAN	RATE	Amortized	16,170.95	16,221.49	16,470.58		3.960	4.424	180.88	0.00	180.88
40.SMARIA	40.SMARIA	RATE	Amortized	5,318,698.25	5,335,324.74	5,417,259.35		3.960	4.424	59,494.51	0.00	59,494.51
40.SOLV	40.SOLV	RATE	Amortized	650,375.79	650,408.33	641,969.50		3.960	4.425	7,254.80	0.00	7,254.80
40.SYNEZ	40.SYNEZ	RATE	Amortized	474,508.53	475,991.87	483,301.67		3.960	4.424	5,307.81	0.00	5,307.81
Subtotal				9,774,084.58	9,797,834.28	9,885,612.10			4.424	109,263.22	0.00	109,263.22

**Investment Pool
Total Return
Sorted by Fund - Investment Number**

CUSIP	Investment #	Fund	Investment Class	Beginning Invested Value	Time Weighted Invested Value	Ending Invested Value	Maturity Date	Current Rate	Total Return	Investment Income		
										Interest Earned	Adjustment in Value	Net Investment Income
			Total	65,852,085.07	63,315,727.80	61,839,553.78			4.431	707,163.13	0.00	707,163.13
							Components of Return:	Interest:	4.431			
								Amortization:				
								Market Value:				



CENTRAL COAST WATER AUTHORITY

MEMORANDUM

January 23, 2025

TO: CCWA Board of Directors

FROM: Dessi Mladenova
Controller

SUBJECT: FY Ended June 30, 2024 and 2023 Annual Comprehensive Financial Report

SUMMARY AND DISCUSSION

Included in the meeting materials are an external communication letter to those charged with governance and the CCWA Annual Comprehensive Financial Report (ACFR) for the fiscal year ended June 30, 2024. Please refer to Management's Discussion and Analysis in the report for an overview and summary. You can access a copy of the report on the CCWA.com website via the link <https://www.ccwa.com/major-financial-water-and-other-reports> or request a hard copy to be sent to you.

RECOMMENDATION

That the Board accept the CCWA Annual Comprehensive Financial Report for the fiscal year ended June 30, 2024.







DHM

Attachments

CCWA Budget Planning Schedule FY 2025/26 Budget

January							February							March							April								
S	M	T	W	T	F	S	S	M	T	W	T	F	S	S	M	T	W	T	F	S	S	M	T	W	T	F	S		
5	6	7	8	9	10	11	2	3	4	5	6	7	8	2	3	4	5	6	7	8	6	7	8	9	10	11	12		
12	13	14	15	16	17	18	9	10	11	12	13	14	15	9	10	11	12	13	14	15	13	14	15	16	17	18	19		
19	20	21	22	23	24	25	16	17	18	19	20	21	22	16	17	18	19	20	21	22	20	21	22	23	24	25	26		
26	27	28	29	30	31	23	24	25	26	27	28	23	24	25	26	27	28	29	27	28	29	30							

May							June							July											
S	M	T	W	T	F	S	S	M	T	W	T	F	S	S	M	T	W	T	F	S					
4	5	6	7	8	9	10	1	2	3	4	5	6	7	6	7	8	9	10	11	12					
11	12	13	14	15	16	17	8	9	10	11	12	13	14	13	14	15	16	17	18	19					
18	19	20	21	22	23	24	15	16	17	18	19	20	21	20	21	22	23	24	25	26					
25	26	27	28	29	30	31	22	23	24	25	26	27	28	27	28	29	30	31							

-  Receive DWR Statement of Charges (for following calendar year)
-  Prepare Draft Budget
-  Submit Preliminary Budget to Operating Committee
-  Submit Preliminary Budget to Board of Directors
-  Board Approval of Final Budget
-  Beginning of 2025/26 Budget Expenditure Cycle

- July 1, 2024
- November 1, 2024- February 28, 2025
- March 13, 2025
- March 27, 2025
- April 24, 2025
- July 1, 2025

State Water Contractors Legislative Update



January 15, 2025

1

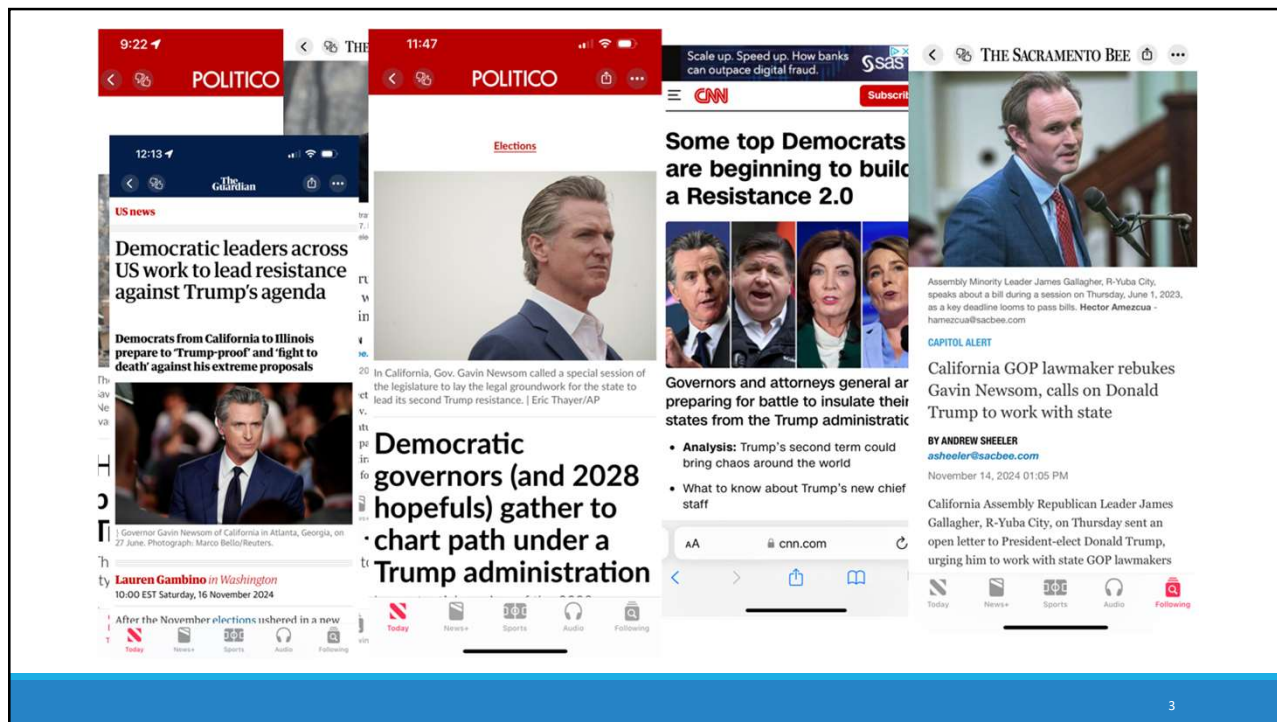
State Legislature

- **January 6:** Legislative session resumed
- **January 10:** Governor submitted proposed State Budget
- **January 24:** Legislative Counsel deadline for submittal of bill requests
- **February 21:** Bill introduction deadline
 - Reduced bill introduction limits for Assembly and Senate (Assembly 50 → 35) (Senate 40 → 35)
 - Net reduction of 1,400 bills introduced per 2-year legislative session



2

2



3

Special Session of State Legislature

- On November 7 – Governor Newsom called special session to commence on December 2
 - Objective of special session is to **“Safeguard California Values”**
 - Purported focus is to approve funding for the DOJ and other state agencies to **“immediately file affirmative litigation”**
- Legislative proposal
 - \$25 M to Attorney General for litigation – immigration, reproductive rights, climate policies
 - \$25 M in grants for legal aid services
 - New website and reporting tools to track litigation
- Timing
 - Originally expected to be heard in Legislature on January 12 and quickly resolved by Legislature
 - Wildfire events have postponed action for near-term



4

4

Governor's Proposed State Budget

- On January 10, the Governor released the proposed State Budget for 2025-26
 - \$322 billion (2nd largest state spending plan ever)
 - General Fund spending = \$229 billion
 - Revenues above projections by \$16.5 billion
 - Modest surplus = \$363 million
- Top line programmatic priorities
 - Affordability across all areas
 - More efficient and leaner government
 - Keeping California safe, clean, and accountable



5

5

Governor's Proposed State Budget – Climate Spending

- State Budget proposes \$2.7 B for first year of a multi-year bond expenditure plan
 - Water-related infrastructure investments
 - \$231.5 M for dam safety projects and reservoir operations
 - \$183.2 M for water quality and safe drinking water
 - \$173.1 M for flood control
 - \$153.4 M for water reuse and recycling
 - \$176 M for fish and wildlife resources protection and enhancement
 - \$148.2 M for Salton Sea Management Program
 - \$19.9 M for invasive species projects and activities
 - \$273 M proposed shift from prior General Fund obligations to climate bond (\$98 M in dam safety and water recycling funding)
- Non-bond funding proposals include:
 - \$173.5 M for improving water storage, replenishing groundwater, improving conditions in streams and rivers, and completing various water resilience projects

6

6

Governor’s Proposed State Budget – Questions Remaining

- Proposed State Budget does **NOT** include a proposal for allocation and use of funding from the Greenhouse Gas Reduction Fund (cap-trade revenues)
 - The Administration and Legislature “will need to consider extending the cap-and-trade program beyond 2030 to achieve carbon neutrality. Although the current cap-and-trade program does not expire until 2030, considering extension sooner could provide greater certainty and attract stable investment.”
 - \$230 M is currently programmed through the GGRF for completion of the Oroville pumped hydropower project over coming budget cycles
- How will Administration and Legislature respond to the LA wildfires through budget actions over the Spring and into the May Revise?



7

7

Key Assembly Policy and Fiscal Committee Leadership

COMMITTEE	2024	2025
Agriculture	Assm. Esmerelda Soria (D-Merced)	Assm. Esmerelda Soria (D-Merced)
Appropriations	Assm. Buffy Wicks (D-Oakland)	Assm. Buffy Wicks (D-Oakland)
Budget	Assm. Jesse Gabriel (D-Encino)	Assm. Jesse Gabriel (D-Encino)
Budget Subcommittee #4 – Resources	Assm. Steve Bennett (D-Ventura)	Assm. Steve Bennett (D-Ventura)
Utilities and Energy	Assm. Cottie Petrie-Norris (D-Irvine)	Assm. Cottie Petrie-Norris (D-Irvine)
Environmental Safety and Toxics	Assm. Eduardo Garcia (D-Coachella)	Assm. Damon Connolly (D-Santa Rosa)
Natural Resources	Assm. Isaac Bryan (D-Los Angeles)	Assm. Isaac Bryan (D-Los Angeles)
Water, Parks, and Wildlife	Assm. Diane Papan (D-San Mateo)	Assm. Diane Papan (D-San Mateo)

8

8

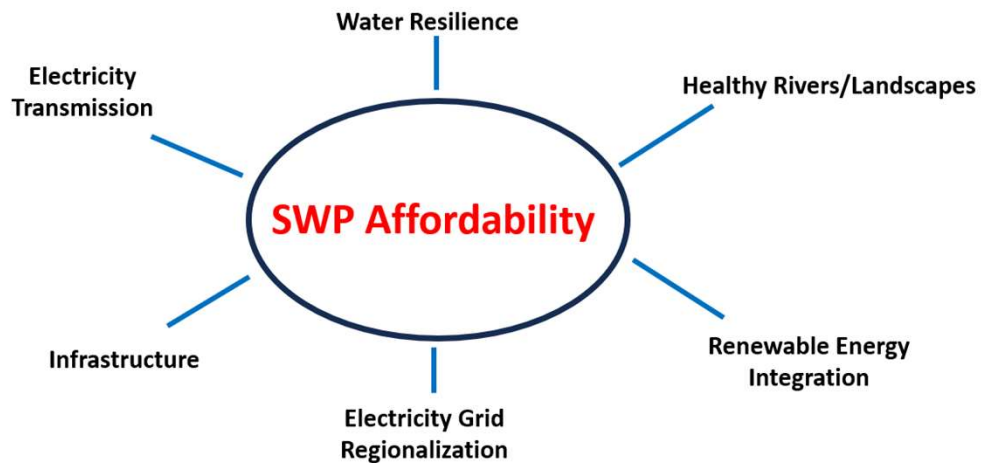
Key Senate Policy and Fiscal Committee Leadership

COMMITTEE	2024	2025
Agriculture	Sen. Melissa Hurtado (D-Tulare)	Sen. Melissa Hurtado (D-Tulare)
Appropriations	Sen. Anna Caballero (D-Merced)	Sen. Anna Caballero (D-Merced)
Budget and Fiscal Review	Sen. Scott Wiener (D-San Francisco)	Sen. Scott Wiener (D-San Francisco)
Budget Subcommittee #2 – Resources	Sen. Josh Becker (D-San Mateo)	Sen. Ben Allen (D-El Segundo)
Energy, Utilities, and Communications	Sen. Steven Bradford (D-Inglewood)	Sen. Josh Becker (D-San Mateo)
Environmental Quality	Sen. Ben Allen (D-El Segundo)	Sen. Catheine Blakespear (D-San Diego)
Natural Resources and Water	Sen. David Min (D-Irvine)	Sen. Monique Limon (D-Santa Barbara)

9

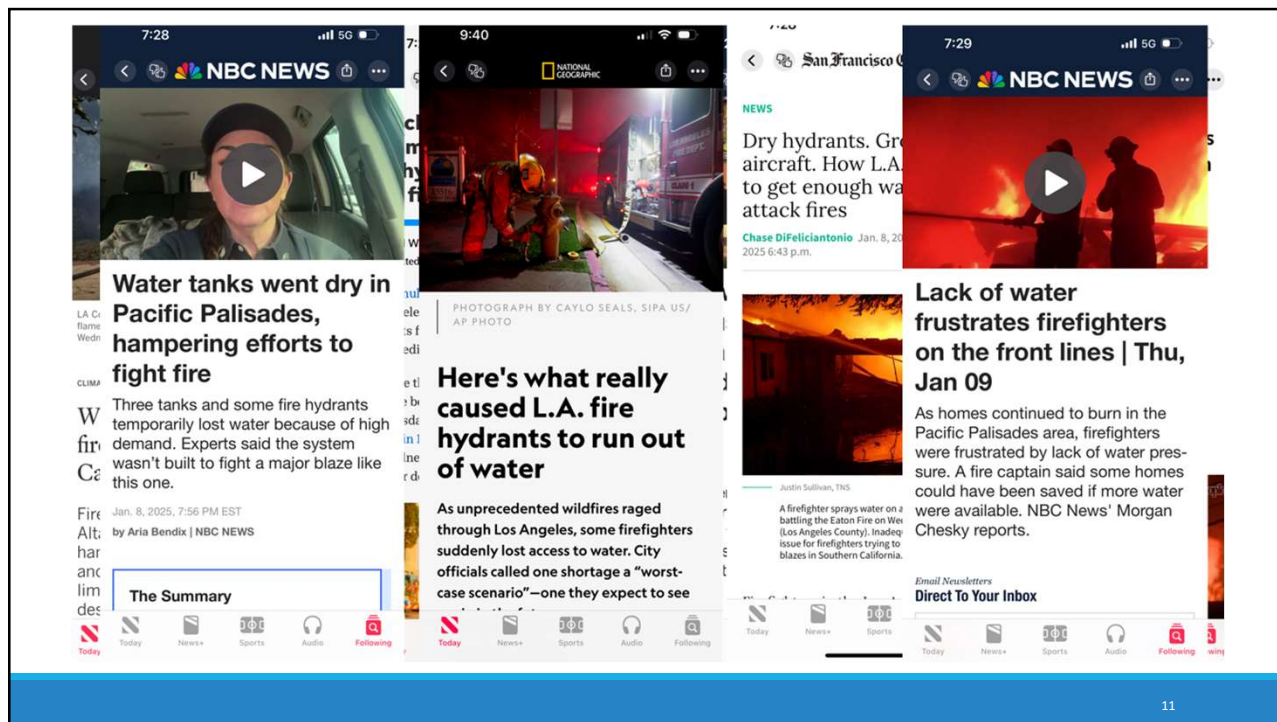
9

SWC Legislative Interests - 2025



10

10



11

Legislative Issues Emerging for 2025

- **Wildfires**
 - Response, prevention, mitigation
 - Insurance
 - Water infrastructure – firefighting water flows
- **Diversion of floodflows for groundwater recharge**
- **Energy-water nexus issues**
 - Renewable energy integration
 - Grid regionalization legislation
 - Electricity transmission development and rate structure
 - Data centers – water/energy use considerations
- **Permit streamlining efforts that may emerge from Assembly Select Committee on Permit Reform**
 - Executive Order N-4-25: Wildfire-response/follow-up specific streamlining



12

12

SWC Legislative Engagement

- **Legislator Briefings**
 - January-February
 - Key policy/fiscal committee leadership + new legislators
- **HRL Support**
 - Efforts to develop and coordinate a legislative letter underway
 - Legislative staff briefing – partner with CA Chamber/NCWA
- **Partners/Allies Briefing**
 - Near-term opportunity to engage with SWC partners to nurture relationships and aid in building coalitions on policy/fiscal issues



13

13

QUESTIONS?

14

14

State Water Contractors - Priority 1 1/13/2025

AB 43

(Schultz D) Wild and scenic rivers.

Current Text: Introduced: 12/2/2024 [html](#) [pdf](#)

Introduced: 12/2/2024

Status: 12/3/2024-From printer. May be heard in committee January 2.

Location: 12/2/2024-A. PRINT

Desk	Policy	Fiscal	Floor	Desk	Policy	Fiscal	Floor	Conf. Conc.	Enrolled	Vetoed	Chaptered
1st House				2nd House							

Summary: Current law requires the Secretary of the Natural Resources Agency to take specified actions relating to the addition of rivers or segments of rivers to the state's wild and scenic rivers system if, among other things, the federal government enacts a statute that, upon enactment, would require the removal or delisting of any river or segment of a river in the state that was included in the national wild and scenic rivers system and not in the state wild and scenic rivers system. Current law authorizes, only until December 31, 2025, the secretary to take action under these provisions to add a river or segment of a river to the state wild and scenic rivers system. Current law requires those actions to remain in effect until December 31, 2025, except as otherwise provided. This bill would indefinitely extend the date by which the secretary is authorized to take the specified actions relating to the addition of rivers or segments of rivers to the state's wild and scenic rivers system, as described above.

Organization	Position	Priority	Misc1	Misc2
State Water Contractors	Watch	Priority 1		CMUA - W

AB 44

(Schultz D) Energy: electrical demand forecasts.

Current Text: Introduced: 12/2/2024 [html](#) [pdf](#)

Introduced: 12/2/2024

Status: 12/3/2024-From printer. May be heard in committee January 2.

Location: 12/2/2024-A. PRINT

Desk	Policy	Fiscal	Floor	Desk	Policy	Fiscal	Floor	Conf. Conc.	Enrolled	Vetoed	Chaptered
1st House				2nd House							

Summary: Current law requires the State Energy Resources Conservation and Development Commission, at least every 2 years, to conduct assessments and forecasts of all aspects of energy industry supply, production, transportation, delivery and distribution, demand, and prices. Current law authorizes the commission to require the submission of demand forecasts from electrical utilities, among other entities, to perform its assessments and forecasts. This bill would state the intent of the Legislature to enact subsequent legislation that would require the commission to develop a set of technical guidance and load modification protocols to enable the state to reduce or modify its electrical demand forecast to improve grid reliability, as provided.

Organization	Position	Priority	Misc1	Misc2
State Water Contractors	Watch	Priority 1		

AB 59

(Aguiar-Curry D) Reclamation District No. 108: hydroelectric power.

Current Text: Introduced: 12/2/2024 [html](#) [pdf](#)

Introduced: 12/2/2024

Status: 12/3/2024-From printer. May be heard in committee January 2.

Location: 12/2/2024-A. PRINT

Desk	Policy	Fiscal	Floor	Desk	Policy	Fiscal	Floor	Conf. Conc.	Enrolled	Vetoed	Chaptered
1st House				2nd House							

Summary: Current law authorizes Reclamation District No. 1004, in conjunction with the County of Colusa, to construct, maintain, and operate a plant, transmission lines, and other necessary or appropriate facilities for the generation of hydroelectric power, as prescribed. Current law requires proceeds from the sale of electricity to be utilized to retire any time warrants issued for construction of the facilities and otherwise for the powers and purposes for which the district was formed. Current law authorizes Reclamation District No. 108 to exercise this hydroelectric power authority until January 1, 2026. This bill would authorize Reclamation District No. 108 to continue to exercise the above-described hydroelectric power authority after January 1, 2026.

Organization	Position	Priority

State Water Contractors Watch Priority 1 **Misc1** **Misc2**

AB 66

(Tangipa R) Wildfire prevention: vegetation management.

Current Text: Introduced: 12/3/2024 [html](#) [pdf](#)

Introduced: 12/3/2024

Status: 1/6/2025-Read first time.

Location: 12/3/2024-A. PRINT

Desk	Policy	Fiscal	Floor	Desk	Policy	Fiscal	Floor	Conf. Conc.	Enrolled	Vetoed	Chaptered
1st House				2nd House							

Summary: Current law establishes various programs for the prevention and reduction of wildfires. This bill would provide that it is the intent of the Legislature to enact subsequent legislation to address wildfires by allowing for more vegetation management within easements.

Organization Position Priority Misc1 Misc2

State Water Contractors Watch Priority 1

AB 93

(Papan D) Water resources: demands: artificial intelligence.

Current Text: Introduced: 1/7/2025 [html](#) [pdf](#)

Introduced: 1/7/2025

Status: 1/8/2025-From printer. May be heard in committee February 7.

Location: 1/7/2025-A. PRINT

Desk	Policy	Fiscal	Floor	Desk	Policy	Fiscal	Floor	Conf. Conc.	Enrolled	Vetoed	Chaptered
1st House				2nd House							

Summary: Would express the intent of the Legislature to enact future legislation that would maintain water and energy efficiency to the extent that new technology, including, but not limited to, artificial intelligence, increases the demands on already limited resources.

Organization Position Priority Misc1 Misc2

State Water Contractors Watch Priority 1

AB 222

(Bauer-Kahan D) Data centers: energy usage reporting and modeling.

Current Text: Introduced: 1/8/2025 [html](#) [pdf](#)

Introduced: 1/8/2025

Status: 1/9/2025-From printer. May be heard in committee February 8.

Location: 1/8/2025-A. PRINT

Desk	Policy	Fiscal	Floor	Desk	Policy	Fiscal	Floor	Conf. Conc.	Enrolled	Vetoed	Chaptered
1st House				2nd House							

Summary: Current law, on or before January 1, 2026, and before each time thereafter that a generative artificial intelligence system or service, as defined, or a substantial modification to a generative artificial intelligence system or service, released on or after January 1, 2022, is made available to Californians for use, regardless of whether the terms of that use include compensation, requires a developer of the system or service to post on the developer’s internet website documentation regarding the data used to train the generative artificial intelligence system or service. This bill would require a data center that provides computing resources to a developer for the purpose of developing a covered model, as defined, to estimate the total energy used to develop the covered model and to report that information to the developer, as specified. The bill would require a developer, before using the computing resources of a data center to develop a covered model, to inform the data center of the developer’s intent to develop a covered model.

Organization Position Priority Misc1 Misc2

State Water Contractors Watch Priority 1

ABX1 1

(Gabriel D) Budget Act of 2024.

Current Text: Amended: 1/10/2025 [html](#) [pdf](#)

Introduced: 12/2/2024

Last Amend: 1/10/2025

Status: 1/10/2025-From committee chair, with author's amendments: Amend, and re-refer to Com. on Budget. Read second time and amended.

Location: 1/9/2025-A. BUDGET

Desk	Policy	Fiscal	Floor	Desk	Policy	Fiscal	Floor	Conf. Conc.	Enrolled	Vetoed	Chaptered
1st House				2nd House							

Summary: Would amend the Budget Act of 2024 by making changes to existing appropriations, as provided. This bill contains other related provisions.

Organization	Position	Priority	Misc1	Misc2
State Water Contractors	Watch	Priority 1		

SB 31

(McNerney D) Water quality: water recycling facilities: state policy.

Current Text: Introduced: 12/2/2024 [html](#) [pdf](#)

Introduced: 12/2/2024

Status: 12/3/2024-From printer. May be acted upon on or after January 2.

Location: 12/2/2024-S. RLS.

Desk	Policy	Fiscal	Floor	Desk	Policy	Fiscal	Floor	Conf. Conc.	Enrolled	Vetoed	Chaptered
1st House				2nd House							

Summary: Current law states the intention of the Legislature that the state undertake all possible steps to encourage development of water recycling facilities so that recycled water may be made available to help meet the growing water requirements of the state. This bill would make a nonsubstantive change to that statement.

Organization	Position	Priority	Misc1	Misc2
State Water Contractors	Watch	Priority 1		

SB 57

(Padilla D) Data centers: rates.

Current Text: Introduced: 1/8/2025 [html](#) [pdf](#)

Introduced: 1/8/2025

Status: 1/9/2025-From printer. May be acted upon on or after February 8.

Location: 1/8/2025-S. RLS.

Desk	Policy	Fiscal	Floor	Desk	Policy	Fiscal	Floor	Conf. Conc.	Enrolled	Vetoed	Chaptered
1st House				2nd House							

Summary: Would, under the Ratepayer and Technological Innovation Protection Act, require the Public Utilities Commission, on or before July 1, 2026, to establish a special rate structure for data centers, as defined, that, among other things, protects residential ratepayers and small businesses and prevents cost shifts to those existing ratepayers and ensures electrical grid investments to serve data centers are fully recovered, as specified.

Organization	Position	Priority	Misc1	Misc2
State Water Contractors	Watch	Priority 1		

SBX1 1

(Wiener D) Budget Act of 2024.

Current Text: Amended: 1/10/2025 [html](#) [pdf](#)

Introduced: 12/2/2024

Last Amend: 1/10/2025

Status: 1/10/2025-From committee with author's amendments. Read second time and amended. Re-referred to Com. on B. & F.R.

Location: 1/9/2025-S. BUDGET & F.R.

Desk	Policy	Fiscal	Floor	Desk	Policy	Fiscal	Floor	Conf. Conc.	Enrolled	Vetoed	Chaptered
1st House				2nd House							

Summary: The Budget Act of 2024 made appropriations for the support of state government for the 2024-25 fiscal year. This bill would amend the Budget Act of 2024 by making changes to existing appropriations, as provided.

Organization	Position	Priority	Misc1	Misc2
State Water Contractors	Watch	Priority 1		

SBX1 2

(Wiener D) Budget Act of 2024.

Current Text: Amended: 1/10/2025 [html](#) [pdf](#)

Introduced: 1/8/2025

Last Amend: 1/10/2025

Status: 1/10/2025-From committee with author's amendments. Read second time and amended. Re-referred to Com. on B. & F.R.

Location: 1/9/2025-S. BUDGET & F.R.

Desk	Policy	Fiscal	Floor	Desk	Policy	Fiscal	Floor	Conf. Conc.	Enrolled	Vetoed	Chaptered
1st House				2nd House							

Summary: The Budget Act of 2024 made appropriations for the support of state government for the 2024-25 fiscal year. This bill would amend the Budget Act of 2024 by making changes to existing appropriations, as provided.

Organization	Position	Priority	Misc1	Misc2
State Water Contractors	Watch	Priority 1		

Total Measures: 11

Total Tracking Forms: 11

State Water Contractors - Priority 2 1/13/2025

[AB 12](#)

(Wallis R) Low-carbon fuel standard: regulations.

Current Text: Introduced: 12/2/2024 [html](#) [pdf](#)

Introduced: 12/2/2024

Status: 12/3/2024-From printer. May be heard in committee January 2.

Location: 12/2/2024-A. PRINT

Desk	Policy	Fiscal	Floor	Desk	Policy	Fiscal	Floor	Conf. Conc.	Enrolled	Vetoed	Chaptered
1st House				2nd House							

Summary: The California Global Warming Solutions Act of 2006 requires the State Air Resources Board to adopt rules and regulations to achieve the maximum technologically feasible and cost-effective greenhouse gas emissions reductions to ensure that the statewide greenhouse gas emissions are reduced to at least 40% below the statewide greenhouse gas emissions limit, as defined, no later than December 31, 2030. Pursuant to the act, the state board has adopted the Low-Carbon Fuel Standard regulations. This bill would void specified amendments to the Low-Carbon Fuel Standard regulations adopted by the state board on November 8, 2024.

Organization	Position	Priority	Misc1	Misc2
State Water Contractors	Watch	Priority 2		CMUA - W

[SB 2](#)

(Jones R) Low-carbon fuel standard: regulations.

Current Text: Introduced: 12/2/2024 [html](#) [pdf](#)

Introduced: 12/2/2024

Status: 12/3/2024-From printer. May be acted upon on or after January 2.

Location: 12/2/2024-S. RLS.

Desk	Policy	Fiscal	Floor	Desk	Policy	Fiscal	Floor	Conf. Conc.	Enrolled	Vetoed	Chaptered
1st House				2nd House							

Summary: The California Global Warming Solutions Act of 2006 establishes the State Air Resources Board as the state agency responsible for monitoring and regulating sources emitting greenhouse gases. The act requires the state board to adopt rules and regulations to achieve the maximum technologically feasible and cost-effective greenhouse gas emissions reductions to ensure that the statewide greenhouse gas emissions are reduced to at least 40% below the statewide greenhouse gas emissions limit, as defined, no later than December 31, 2030. Pursuant to the act, the state board has adopted the Low-Carbon Fuel Standard regulations. This bill would void specified amendments to the Low-Carbon Fuel Standard regulations adopted by the state board on November 8, 2024.

Organization	Position	Priority	Misc1	Misc2
State Water Contractors	Watch	Priority 2		CMUA - W

[SB 24](#)

(McNerney D) Electrical and gas corporations.

Current Text: Introduced: 12/2/2024 [html](#) [pdf](#)

Introduced: 12/2/2024

Status: 12/3/2024-From printer. May be acted upon on or after January 2.

Location: 12/2/2024-S. RLS.

Desk	Policy	Fiscal	Floor	Desk	Policy	Fiscal	Floor	Conf. Conc.	Enrolled	Vetoed	Chaptered
1st House				2nd House							

Summary: Current law requires the Public Utilities Commission to establish priorities among the types or categories of customers of each electrical corporation and each gas corporation, as provided. This bill would make nonsubstantive changes to that requirement.

Organization	Position	Priority	Misc1	Misc2
State Water Contractors	Watch	Priority 2		

[SCR 3](#)

(Laird D) Safe Drinking Water Act: 50th anniversary.

Current Text: Introduced: 12/2/2024 [html](#) [pdf](#)

Introduced: 12/2/2024

Status: 12/2/2024-Introduced. Referred to Com. on RLS.

Location: 12/2/2024-S. RLS.

Desk	Policy	Fiscal	Floor	Desk	Policy	Fiscal	Floor	Conf. Conc.	Enrolled	Vetoed	Chaptered
1st House				2nd House							

Summary: Would commemorate the 50th anniversary of the Safe Drinking Water Act.

Organization	Position	Priority	Misc1	Misc2
State Water Contractors	Watch	Priority 2		

Total Measures: 4

Total Tracking Forms: 4



YOUR BEST PROTECTION

ACWA JPIA

P. O. Box 619082
Roseville, CA
95661-9082

phone
916.786.5742
800.231.5742

www.acwajpia.com

Core Values

- People
- Service
- Integrity
- Innovation

12/2/2024

Central Coast Water Authority (C039)
255 Industrial Way
Buellton, CA 93427-9591

General Manager:

Each year at Fall Conference, the JPIA recognizes members that have a Loss Ratio of 20% or less in either of the Liability, Property or Workers' Compensation programs (loss ratio = total losses / total premiums).

The members with this distinction receive the "**President's Special Recognition Award**" certificate for each Program that they qualify in.

The JPIA is extremely pleased to present Central Coast Water Authority (C039) with this special recognition and commends the District on the hard work in reducing claims.

Congratulations to you, your staff, Board, and District. Keep up the good work!

The JPIA wishes you the best in 2025.

Sincerely,

Melody McDonald
President

Enclosure: President's Special Recognition Award(s)

RECEIVED

DEC 09 2024

President's Special Recognition Award

*The President of the
ACWA JPIA
hereby gives Special Recognition to*

Central Coast Water Authority

*for achieving a low ratio of "Paid Claims and Case Reserves" to "Deposit Premiums"
in the Property Program for the period 07/01/2020 - 06/30/2023
announced at the Board of Directors' Meeting in Palm Desert.*



Melody McDonald, President



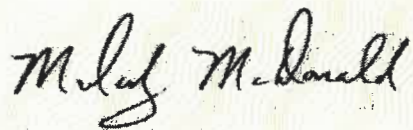
December 02, 2024

President's Special Recognition Award

*The President of the
ACWA JPIA
hereby gives Special Recognition to*

Central Coast Water Authority

*for achieving a low ratio of "Paid Claims and Case Reserves" to "Deposit Premiums"
in the Workers' Compensation Program for the period 07/01/2020 - 06/30/2023
announced at the Board of Directors' Meeting in Palm Desert.*



Melody McDonald, President



December 02, 2024