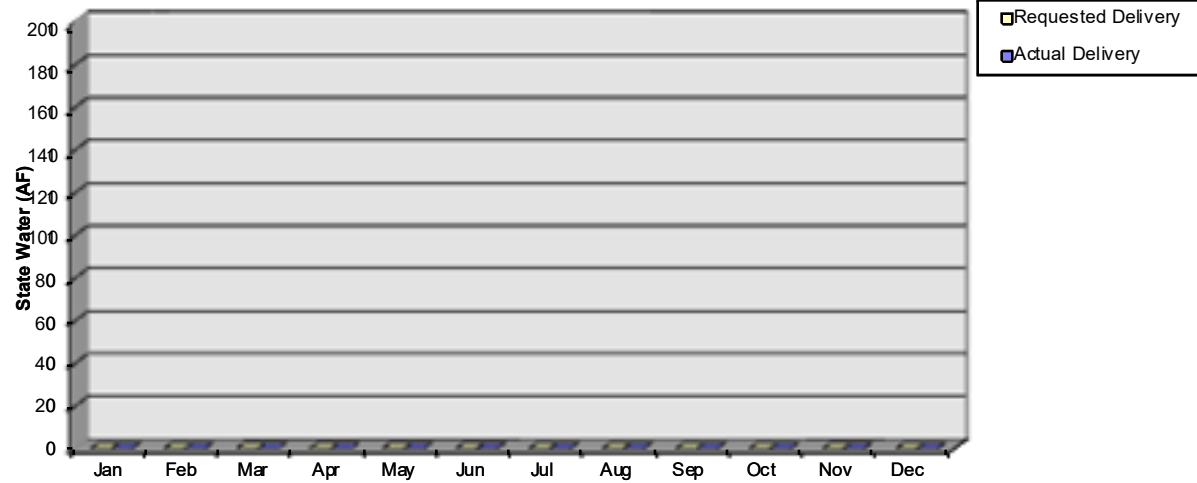


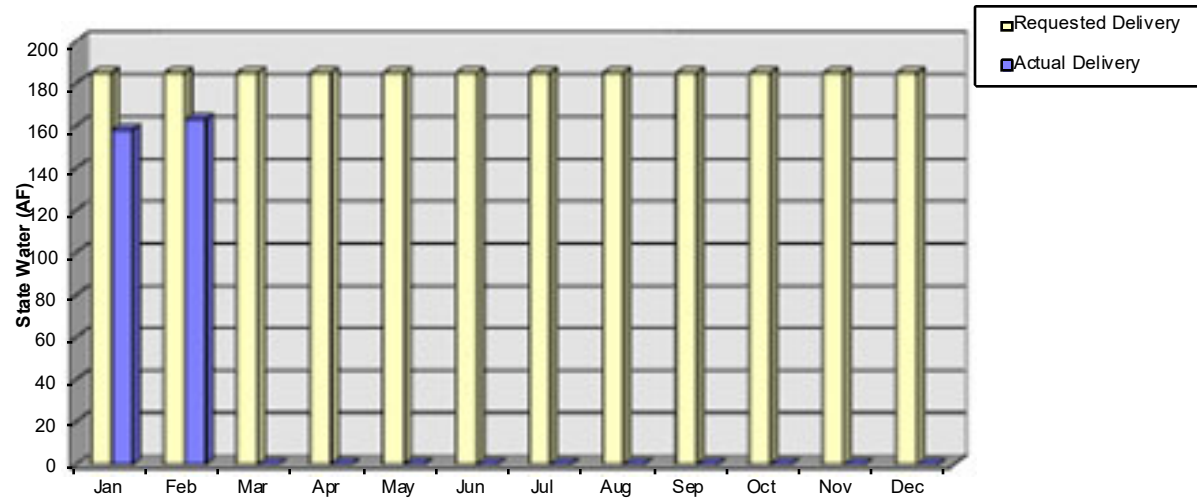
Shandon T.O. - SWP Deliveries in Year 2022

Month	Requested Delivery	Actual Delivery	Allocation Available
Jan	0	0	
Feb	0	0	
Mar	0	0	
Apr	0	0	
May	0	0	
Jun	0	0	
Jul	0	0	
Aug	0	0	
Sep	0	0	
Oct	0	0	
Nov	0	0	
Dec	0	0	
Total	0	0	



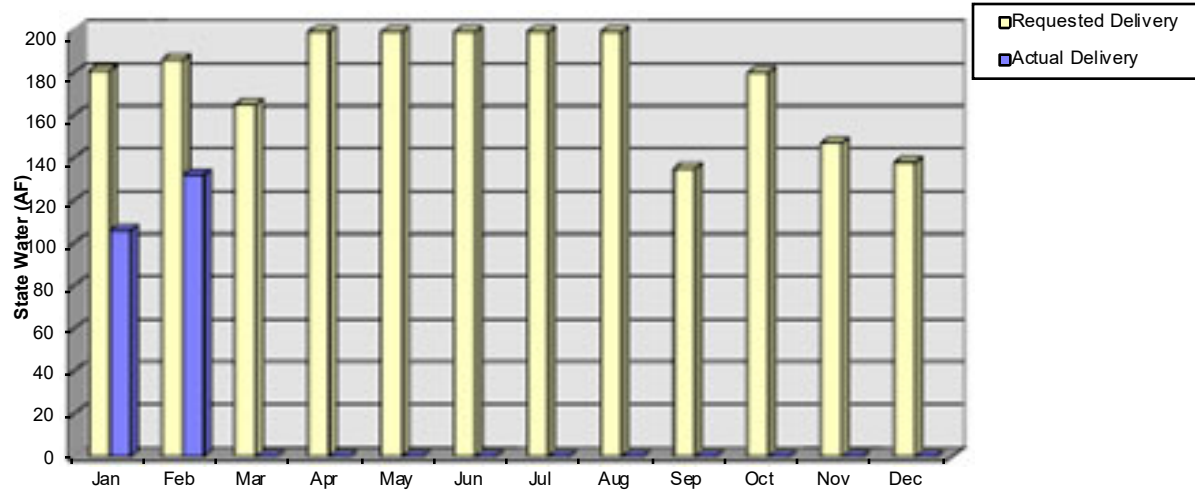
Chorro Valley T.O. - SWP Deliveries in Year 2022

Month	Requested Delivery	Actual Delivery	Allocation Available
Jan	185	158	
Feb	185	163	
Mar	185		
Apr	185		
May	185		
Jun	185		
Jul	185		
Aug	185		
Sep	185		
Oct	185		
Nov	185		
Dec	185		
Total	2220	321	



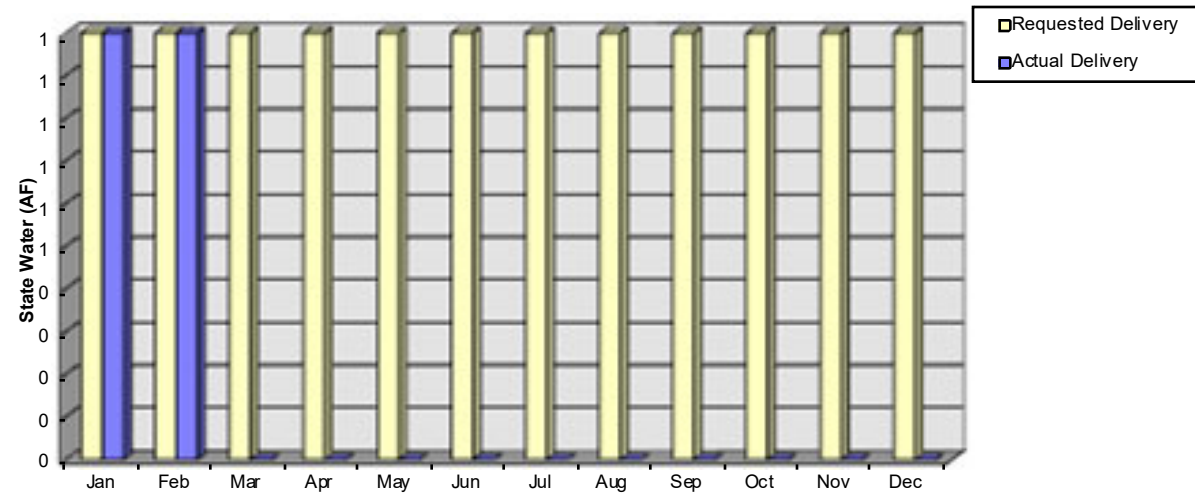
Lopez T.O. - SWP Deliveries in Year 2022

Month	Requested Delivery	Actual Delivery	Allocation Available
Jan	181	106	
Feb	186	132	
Mar	165		
Apr	199		
May	199		
Jun	199		
Jul	199		
Aug	199		
Sep	135		
Oct	180		
Nov	147		
Dec	138		
Total	2127	238	



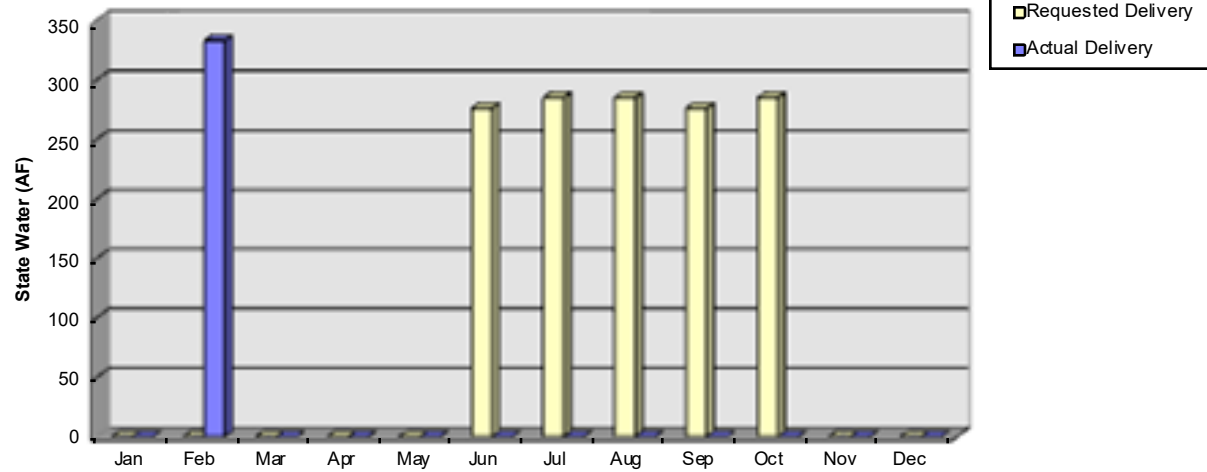
Guadalupe - SWP Deliveries in Year 2022

Month	Requested Delivery	Actual Delivery	Allocation Available
Jan	1	1	
Feb	1	1	
Mar	1		
Apr	1		
May	1		
Jun	1		
Jul	1		
Aug	1		
Sep	1		
Oct	1		
Nov	1		
Dec	1		
Total	12	2	



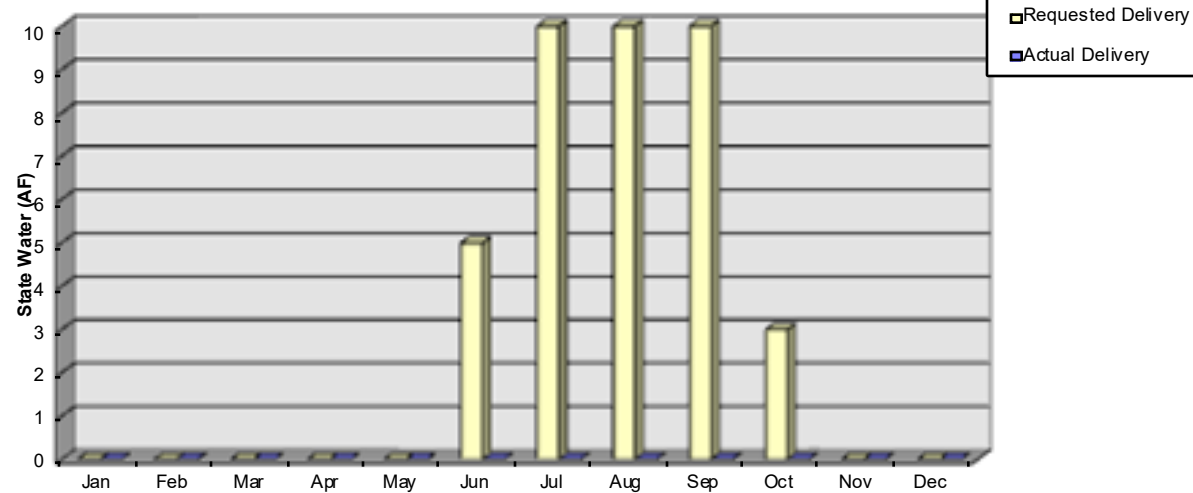
Santa Maria - SWP Deliveries in Year 2022

Month	Requested Delivery	Actual Delivery	Allocation Available
Jan	0	0	
Feb	0	333	
Mar	0		
Apr	0		
May	0		
Jun	276		
Jul	285		
Aug	285		
Sep	276		
Oct	285		
Nov	0		
Dec	0		
Total	1407	333	



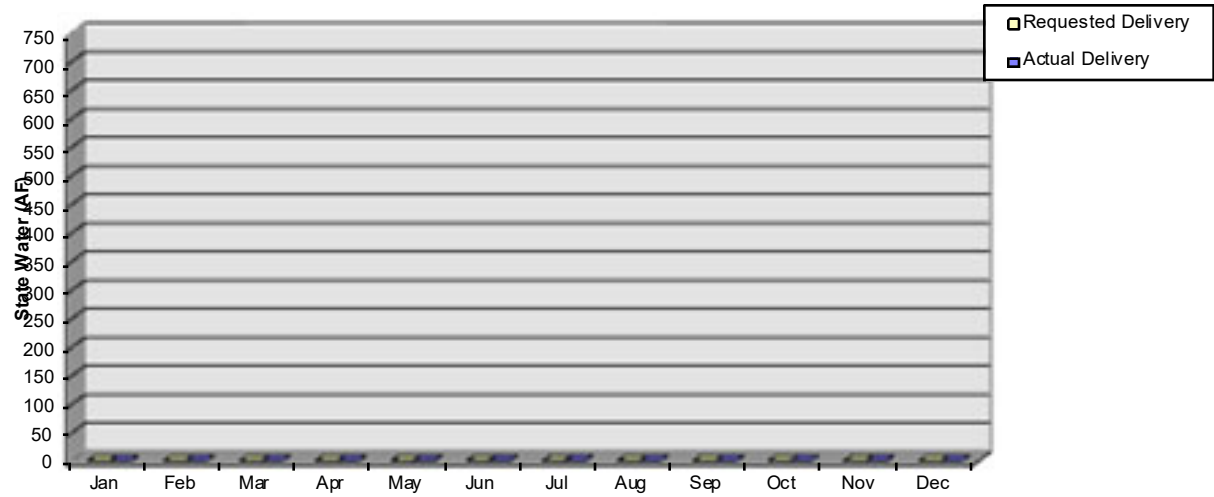
Golden State - SWP Deliveries in Year 2022

Month	Requested Delivery	Actual Delivery	Allocation Available
Jan	0	0	
Feb	0	0	
Mar	0		
Apr	0		
May	0		
Jun	5		
Jul	10		
Aug	10		
Sep	10		
Oct	3		
Nov	0		
Dec	0		
Total	38	0	



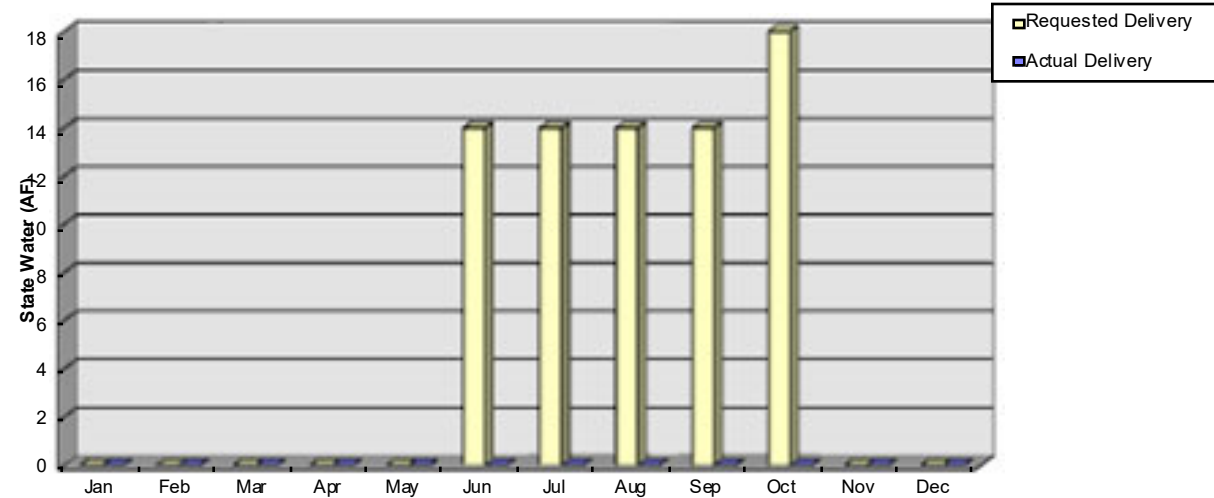
VAFB - SWP Deliveries in Year 2022

Month	Requested Delivery	Actual Delivery	Allocation Available
Jan	0	0	
Feb	0	0	
Mar	0	0	
Apr	0	0	
May	0	0	
Jun	0	0	
Jul	0	0	
Aug	0	0	
Sep	0	0	
Oct	0	0	
Nov	0	0	
Dec	0	0	
Total	0	0	



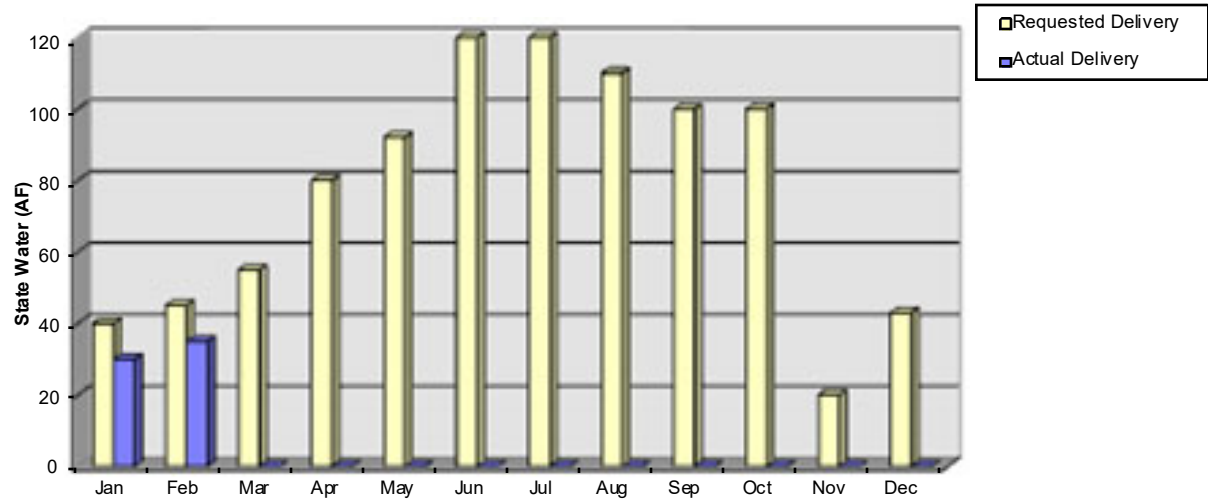
Buellton - SWP Deliveries in Year 2022

Month	Requested Delivery	Actual Delivery	Allocation Available
Jan	0	0	
Feb	0	0	
Mar	0	0	
Apr	0	0	
May	0	0	
Jun	14	0	
Jul	14	0	
Aug	14	0	
Sep	14	0	
Oct	18	0	
Nov	0	0	
Dec	0	0	
Total	74	0	



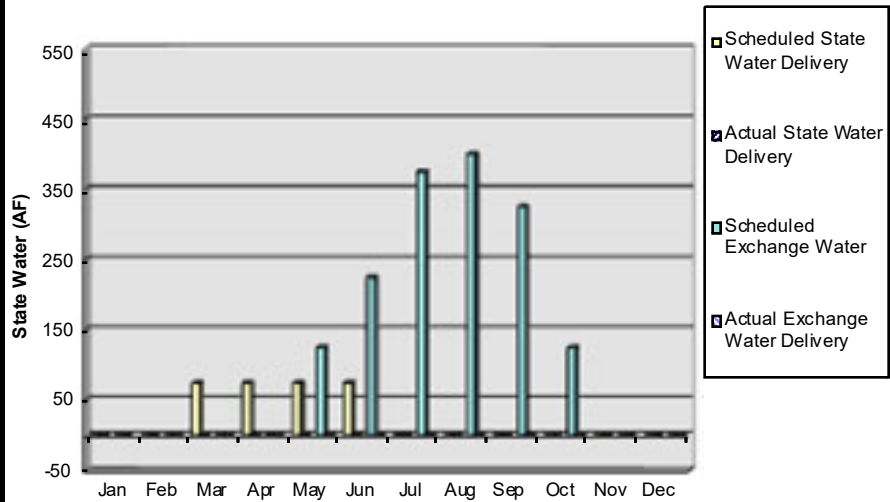
Santa Ynez - Solvang Only - SWP Deliveries in Year 2022

Month	Requested Delivery	Actual Delivery	Allocation Available
Jan	40	30	
Feb	45	35	
Mar	55		
Apr	80		
May	92		
Jun	120		
Jul	120		
Aug	110		
Sep	100		
Oct	100		
Nov	20		
Dec	43		
Total	925	65	



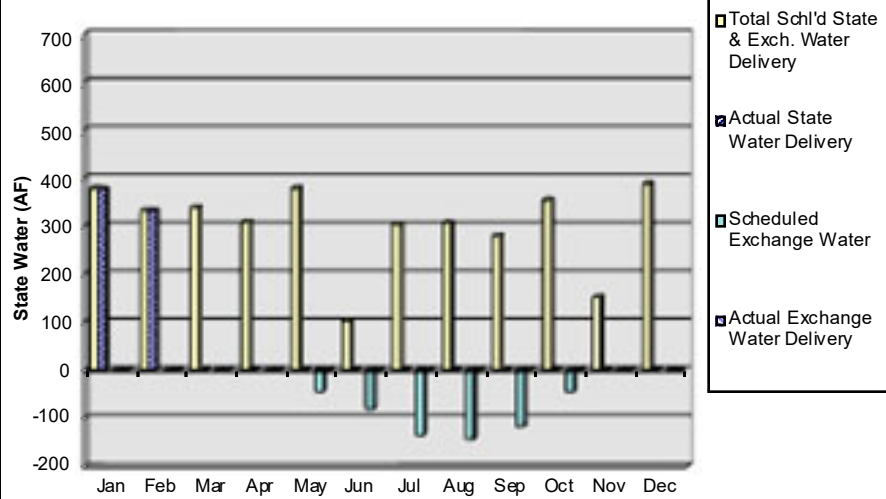
Santa Ynez (Without Solvang) - SWP Deliveries in Year 2022

Month	Scheduled State Water Delivery	Scheduled Exchange Water	Total Sch'd State & Exch. Water Delivery	Actual State Water Delivery	Actual Exchange Water Delivery	Total Actual State & Exch. Water Delivery	Allocation Available
Jan	0	0	0	0	0	0	
Feb	0	0	0	0	0	0	
Mar	75	0	75	0	0	0	
Apr	75	0	75	0	0	0	
May	75	125	200	0	0	0	
Jun	75	225	300	0	0	0	
Jul	0	375	375	0	0	0	
Aug	0	400	400	0	0	0	
Sep	0	325	325	0	0	0	
Oct	0	125	125	0	0	0	
Nov	0	0	0	0	0	0	
Dec	0	0	0	0	0	0	
Total	300	1575	1875	0	0	0	



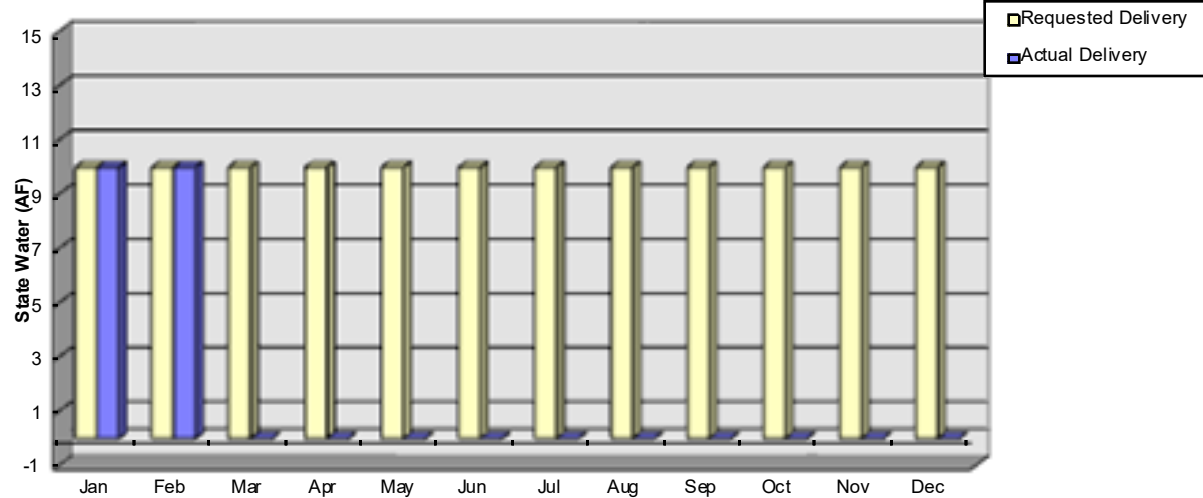
Goleta - SWP Deliveries in Year 2022

Month	Total Sch'd State & Exch. Water Delivery	Scheduled Exchange Water	Scheduled State Water Delivery	Actual State Water Delivery	Actual Exchange Water Delivery	Total Actual State & Exch. Water Delivery	Allocation Available
Jan	378	0	378	377	0	377	
Feb	332	0	332	332	0	332	
Mar	338	0	338				
Apr	308	0	308				
May	378	-45	333				
Jun	102	-81	21				
Jul	304	-135	169				
Aug	307	-144	163				
Sep	280	-117	163				
Oct	354	-45	309				
Nov	152	0	152				
Dec	388	0	388				
Total	3621	-567	3054	709	0	709	



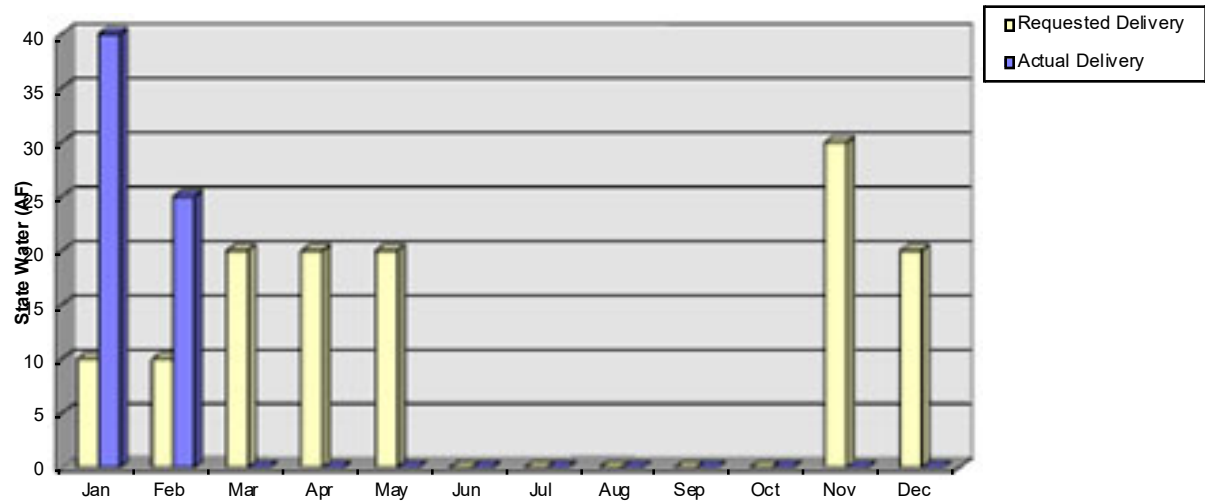
Morehart Land - SWP Deliveries in Year 2022

Month	Requested Delivery	Actual Delivery	Allocation Available
Jan	10	10	
Feb	10	10	
Mar	10		
Apr	10		
May	10		
Jun	10		
Jul	10		
Aug	10		
Sep	10		
Oct	10		
Nov	10		
Dec	10		
Total	120	20	



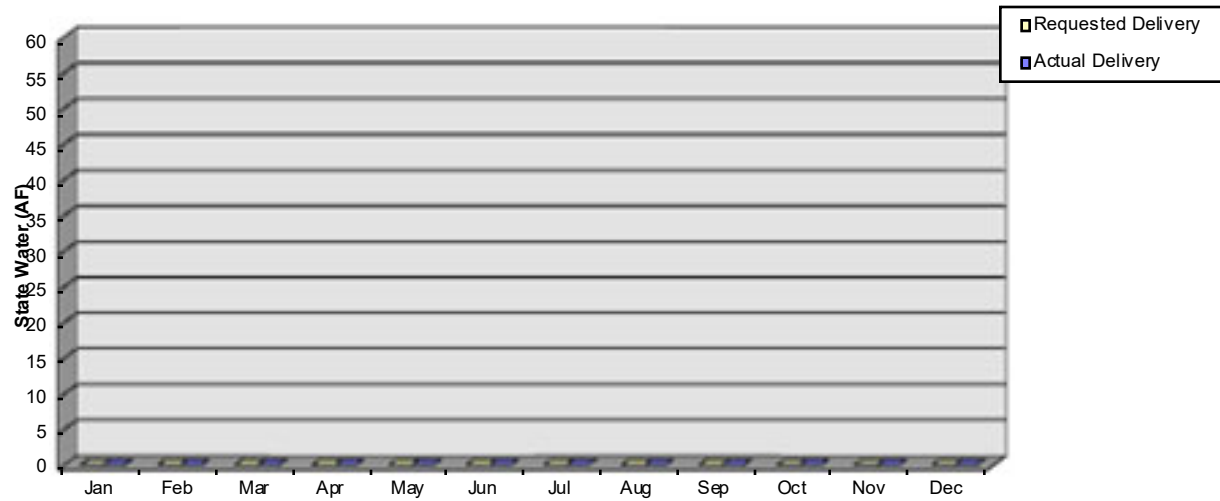
La Cumbre - SWP Deliveries in Year 2022

Month	Requested Delivery	Actual Delivery	Allocation Available
Jan	10	40	
Feb	10	25	
Mar	20		
Apr	20		
May	20		
Jun	0		
Jul	0		
Aug	0		
Sep	0		
Oct	0		
Nov	30		
Dec	20		
Total	130	65	



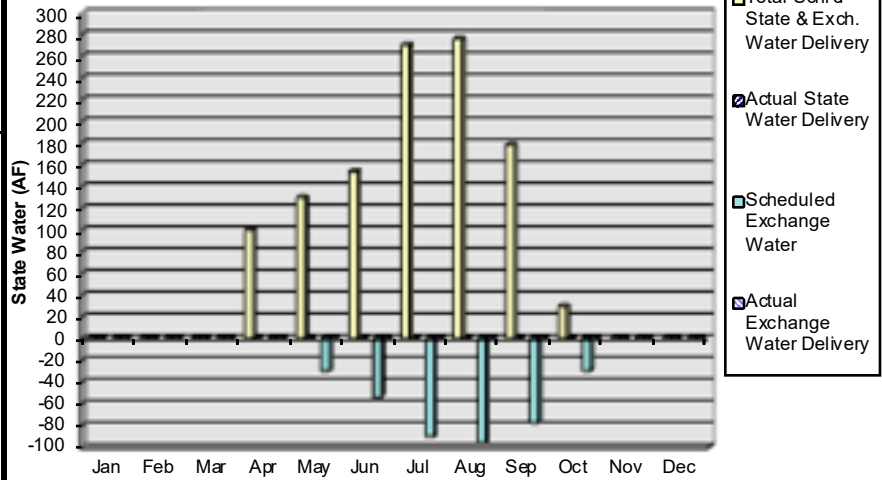
Raytheon (SBRC) - SWP Deliveries in Year 2022

Month	Requested Delivery	Actual Delivery	Allocation Available
Jan	0	0	
Feb	0	0	
Mar	0		
Apr	0		
May	0		
Jun	0		
Jul	0		
Aug	0		
Sep	0		
Oct	0		
Nov	0		
Dec	0		
Total	0	0	



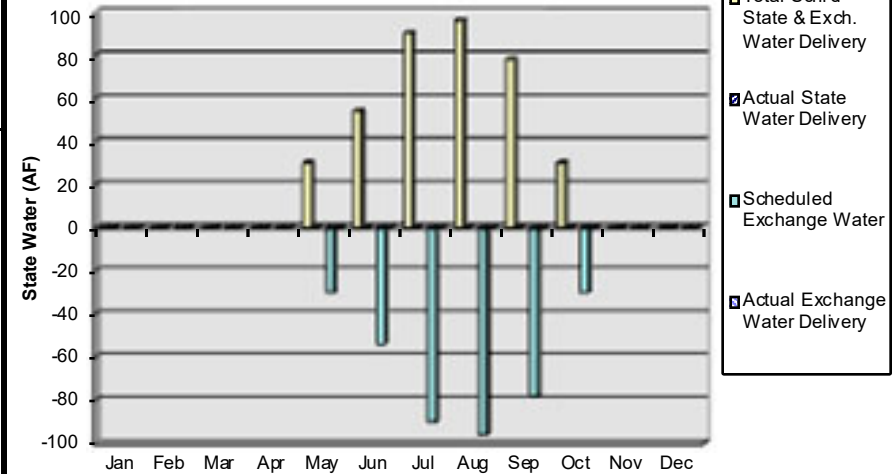
Santa Barbara - SWP Deliveries in Year 2022

Month	Total Sch'l'd State & Exch. Water Delivery	Scheduled Exchange Water	Scheduled State Water Delivery	Actual State Water Delivery	Actual Exchange Water Delivery	Total Actual State & Exch. Water Delivery	Allocation Available
Jan	0	0	0	0	0	0	
Feb	0	0	0	0	0	0	
Mar	0	0	0				
Apr	100	0	100				
May	130	-30	100				
Jun	154	-54	100				
Jul	270	-90	180				
Aug	276	-96	180				
Sep	178	-78	100				
Oct	30	-30	0				
Nov	0	0	0				
Dec	0	0	0				
Total	1138	-378	760	0	0	0	



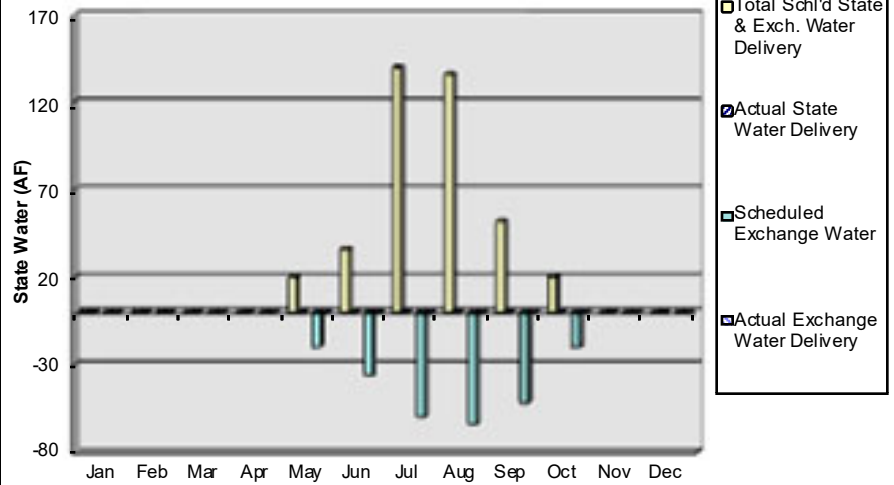
Montecito - SWP Deliveries in Year 2022

Month	Total Sch'l'd State & Exch. Water Delivery	Scheduled Exchange Water	Scheduled State Water Delivery	Actual State Water Delivery	Actual Exchange Water Delivery	Total Actual State & Exch. Water Delivery	Allocation Available
Jan	0	0	0	0	0	0	
Feb	0	0	0	0	0	0	
Mar	0	0	0				
Apr	0	0	0				
May	30	-30	0				
Jun	54	-54	0				
Jul	90	-90	0				
Aug	96	-96	0				
Sep	78	-78	0				
Oct	30	-30	0				
Nov	0	0	0				
Dec	0	0	0				
Total	378	-378	0	0	0	0	



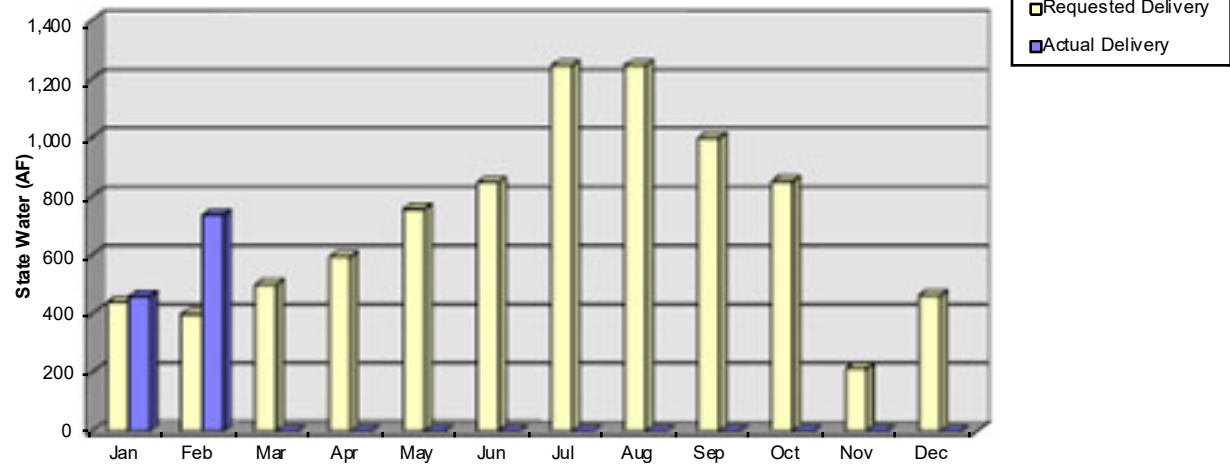
Carpinteria - SWP Deliveries in Year 2022

Month	Total Sch'd State & Exch. Water Delivery	Scheduled Exchange Water	Scheduled State Water Delivery	Actual State Water Delivery	Actual Exchange Water Delivery	Total Actual State & Exch. Water Delivery	Allocation Available
Jan	0	0	0	0	0	0	
Feb	0	0	0	0	0	0	
Mar	0	0	0				
Apr	0	0	0				
May	20	-20	0				
Jun	36	-36	0				
Jul	140	-60	80				
Aug	136	-64	72				
Sep	52	-52	0				
Oct	20	-20	0				
Nov	0	0	0				
Dec	0	0	0				
Total	404	-252	152	0	0	0	



Total SB County - SWP Deliveries in Year 2022

Month	Requested Delivery	Actual Delivery
Jan	439	458
Feb	398	736
Mar	499	
Apr	594	
May	756	
Jun	847	
Jul	1,244	
Aug	1,245	
Sep	999	
Oct	851	
Nov	213	
Dec	462	
Total	8,547	1,194



Total SB and SLO County - SWP Deliveries in Year 2022

Month	Requested Delivery	Actual Delivery
Jan	805	722
Feb	769	1,031
Mar	849	
Apr	978	
May	1,140	
Jun	1,231	
Jul	1,628	
Aug	1,629	
Sep	1,319	
Oct	1,216	
Nov	545	
Dec	785	
Total	12,894	1,753

