



A Meeting of the
**BOARD OF DIRECTORS
 OF THE
 CENTRAL COAST WATER AUTHORITY**

will be held at 9:00 a.m., on Thursday, October 24, 2024
 at 255 Industrial Way, Buellton, California 93427

Members of the public may participate by video call or telephone via
[Microsoft Teams](#) Meeting ID: 267 842 541 007 Passcode: B69fFG
 or by dialing (323) 484-5095 and entering access Code/Meeting ID: 641 462 636#

Eric Friedman
 Chairman
 Jeff Clay
 Vice Chairman
 Ray A. Stokes
 Executive Director

Brownstein Hyatt
 Farber Schreck
 General Counsel
 Member Agencies

City of Buellton
 Carpinteria Valley
 Water District

City of Guadalupe

City of Santa Barbara

City of Santa Maria

Goleta Water District

Montecito Water District

Santa Ynez River Water
 Conservation District,
 Improvement District #1

Associate Member

La Cumbre Mutual
 Water Company

Public Comment on agenda items may occur via video call or telephonically, or by submission to the Board Secretary via email at lfw@ccwa.com no later than 8:00 a.m. on the day of the meeting. In your email, please specify (1) the meeting date and agenda item (number and title) on which you are providing a comment and (2) that you would like your comment read into the record during the meeting. If you would like your comment read into the record during the meeting (as either general public comment or on a specific agenda item), please limit your comments to no more than 250 words.

Every effort will be made to read comments into the record, but some comments may not be read due to time limitations. Please also note that if you submit a written comment and do not specify that you would like this comment read into the record during the meeting, your comment will be forwarded to Board members for their consideration.

Pursuant to Government Code section 54957.5, non-exempt public records that relate to open session agenda items and are distributed to a majority of the Board less than seventy-two (72) hours prior to the meeting will be available on the CCWA internet website, accessible at <https://www.ccwa.com>.

I. Call to Order and Roll Call

II. Public Comment – (Any member of the public may address the Board relating to any matter within the Board’s jurisdiction. Individual Speakers may be limited to five minutes; all speakers to a total of fifteen minutes.)

III. Consent Calendar

- * A. Minutes of the July 25, 2024 Regular Meeting
 - * B. Minutes of the September 13, 2024 Special Meeting
 - * C. Bills
 - * D. Controller’s Report
 - * E. Operations Report
- Staff Recommendation:* Approve the Consent Calendar

IV. Executive Director’s Report

- A. State Water Project Water Supply Issues Overview
Staff Recommendation: Informational item only.
- * B. Consider Amendment of the Minutes of April 25, 2024 Board Meeting
Staff Recommendation: Approve Amendment to Minutes of April 25, 2024 CCWA Board of Directors Meeting as recommended.
- C. CCWA Water Supply Situation
Staff Recommendation: Informational item only.
- * D. Request for Approval of Carryover of Project Funds from FY 23/24 to FY 24/25 - \$2,510,121.53
Staff Recommendation: Approve carryover of Project Funds from FY 23/24 to FY 24/25 in the total amount of \$2,510,121.53
- * E. CCWA FY 2024/25 First Quarter Investment Report
Staff Recommendation: For discussion.

* Indicates attachment of document to original agenda packet.

- IV. **Executive Director's Report** (continued)
 - * F. CCWA Meeting Dates for 2025
Staff Recommendation: Informational item only.
 - G. State Water Contractors Update
Staff Recommendation: Informational item only.
 - * H. Legislative Report
Staff Recommendation: Informational item only.

- V. **CLOSED SESSION**
 - A. CONFERENCE WITH LEGAL COUNSEL – ANTICIPATED LITIGATION Initiation of litigation pursuant to Government Code section 54956.9(d) (4): 1 case
 - B. CONFERENCE WITH LEGAL COUNSEL – EXISTING LITIGATION
Government Code section 54956.9(d) (1)
Name of case: Central Coast Water Authority, et al. v. Santa Barbara County Flood Control and Water Conservation District, et al. (Case No. 21CV02432)

- VI. **Return to Open Session**
 - A. Report on Closed Session Actions (if any)

- VII. **Reports from Board Members for Information Only**

- VIII. **Items for Next Regular Meeting Agenda**

- IX. **Date of Next Regular Meeting: January 23, 2025**

- X. **Adjournment**

**MINUTES OF THE
CENTRAL COAST WATER AUTHORITY
BOARD OF DIRECTORS
July 25, 2024**

I. Call to Order and Roll Call

Chair Friedman called the July 25, 2024 Central Coast Water Authority (CCWA) Board of Directors meeting to order at 9:02 AM.

CCWA member agencies with voting privileges were represented by:

<u>Representative</u>	<u>Agency/City</u>	<u>Voting %</u>
Farfalla Borah	Goleta Water District	17.20%
Jeff Clay	Santa Ynez River Water Conservation District, ID #1	7.64%
Ken Coates	Montecito Water District	9.50%
Eric Friedman	City of Santa Barbara	11.47%
David Silva	City of Buellton	2.21%
Mike Cordero	City of Santa Maria	43.19%

Mr. Stokes reported that Item VI.B. will be removed from the agenda and rescheduled to a later date.

II. Closed Session

- A. CONFERENCE WITH LEGAL COUNSEL – ANTICIPATED LITIGATION Initiation of litigation pursuant to Government Code section 54956.9(d) (4): 1 case
- B. CONFERENCE WITH LEGAL COUNSEL – EXISTING LITIGATION
Government Code section 54956.9(d) (1)
Name of case: Central Coast Water Authority, et al. v. Santa Barbara County Flood Control and Water Conservation District, et al. (Case No. 21CV02432)

The Board went to closed session at 9:03 AM.

III. Return to Open Session

The Board returned to open session at 9:53 AM.

- A. Report on Closed Session Actions (if any)
Ms. Hastings stated there were no reportable actions as a result of closed session items.

IV. Public Comment

There was no public comment related to items not on the agenda.

V. Consent Calendar

- A. Minutes of the June 27, 2024 Regular Meeting
- B. Bills
- C. Controller's Report
- D. Operations Report

Upon a motion by Director Borah, seconded by Director Coates and carried with Directors Borah, Clay, Coates, Cordero, Friedman and Silva in favor and none opposed the Board approved the Consent Calendar.

VI. Executive Director's Report

- A. Proposed Temporary Warren Act Contract No. 24-WC-20-XXXX with United States Bureau of Reclamation

Mr. Stokes provided background on the CCWA/ United States Bureau of Reclamation (USBR) Warren Act Contract. The proposed second Temporary Warren Act Contract is necessary to continue the annual introduction, storage, and conveyance of up to 13,750 acre-feet of water acquired by or available to CCWA from or through the State Water Project (CCWA Water) into Cachuma Project facilities for delivery to CCWA's South Coast Participants¹ beyond September 2024, when the first and current Temporary Warren Act Contract expires.

Mr. Stokes reviewed the key terms of the Second Temporary Warren Act Contract, noting the contract is substantively similar to the first Temporary Warren Act Contract, but noted that there are some new terms, including an assumed 3% conveyance loss, and staff will continue to negotiate with USBR regarding these items.

A special Board meeting will be necessary in September to review the contract in September.

Discussion ensued, regarding COMB's measurement of actual losses, the financial and water loss impacts of the proposed assumed conveyance losses on the South Coast participants, staff's continued negotiations with USBR staff, and whether appropriate to notify Congressional or USBR management.

- B. Resolution No. 24-05 Approving a Policy for Allocation of Lost Water to Maintain CCWA Pipeline Health
(Removed from discussion)
- C. Resolution No. 24-06 Approving the Santa Ynez Pumping Plant Surge Tank Pedestal Replacement Project and Authorizing the Executive Director to issue the Notice of Award to RCH Construction to Construct the Same

The Santa Ynez Pumping Plant (SYPP) is equipped with a surge tank designed to attenuate the magnitude of pressure transients within the pipeline conveying water to Lake Cachuma. CCWA staff identified damage to the concrete pedestal upon which the SYPP surge tank is mounted.

The steel reinforced concrete pedestal is damaged, but is not currently presenting imminent risk to the surge tank operation. This project has been postponed several times due to the need to shut down all pumping operations during the repair work, which is estimated to require six weeks. Due to the current low demand for lake deliveries, CCWA staff solicited competitive bids for repairing the

surge tank pedestal in accordance with the design and would like to coordinate the project with this year's expected 3 week shut down in the fall.

Upon a motion by Director Silva, seconded by Director Borah and carried following a roll call vote with Directors Borah, Clay, Coates, Cordero, Friedman and Silva and in favor and none opposed the Board approved Resolution 24-06 approving the Santa Ynez Pumping Plant Surge Tank Pedestal Replacement Project and authorizing the Executive Director to issue the Notice of Award to RCH Construction in the amount of \$381,387.14 to construct the same and directed staff to file the proposed Notice of Exemption.

- D. Resolution No. 24-07 Approving the Emergency Chlorine Gas Scrubber System Acid Wash Project and Authorizing the Executive Director to Issue a Contract to Integrity Municipal Systems, LLC in an Amount Not-to-Exceed \$55,410 to Complete the Project

The primary chemical used for disinfection at the Water Treatment Plant (WTP) is compressed liquid chlorine. Compressed liquid chlorine is contained in one-ton cylinders that are stored in a chlorine storage building, which is equipped with a chlorine scrubber unit. If gaseous chlorine is detected through one of the buildings sensors, the chlorine scrubber unit will activate and will draw a vacuum in the building to extract all chlorine laden air out of the building. An additional preventative maintenance task is to perform an acid wash of the scrubber unit every three to five years. CCWA staff received a proposal from IMS to complete the project for an amount not-to-exceed \$55,410.

Upon a motion by Director Coates, seconded by Director Cordero and carried following a roll call vote with Directors Borah, Clay, Coates, Cordero, Friedman and Silva and in favor and none opposed the Board approved Resolution 24-07 approving the Emergency Chlorine Gas Scrubber System Acid Wash Project; and authorized the Executive Director to issue a contract with Integrity Municipal Systems, LLC in an amount not-to-exceed \$55,410 and directed staff to file the proposed Notice of Exemption.

- E. DWR Calendar Year 2025 Statement of Charges

Ms. Dessi Mladenova, CCWA Controller, noted the DWR Calendar Year 2025 Statement of Charges (SOC) is received after completion of the CCWA Fiscal Year (FY) 2024/25 budget, and following receipt CCWA reviews the impact of any substantial changes in the SOC to the CCWA budget.

The major impacts following review of DWR SOC include reduction in the Transportation Capital cost component due to a credit offset of \$1 Million allocated from the excess debt service reserve fund release. Transportation Minimum OMP&R had a decrease of \$0.7 Million and Transportation Capital had a decrease of about \$0.7 Million. Water System Revenue Bond and Coastal Branch are lower than the budget by \$0.3 Million in total. The reason for the decrease in the Transportation Minimum OMP&R is a projected reduction in the CY 2024 and CY 2025 calculated cost components of approximately \$1.4 Million or \$0.7 Million on a fiscal year basis.

F. FY 2023/24 Fourth Quarter Investment Report

Ms. Mladenova reported as of June 30, 2024, the investment portfolio totaled \$88.2 million and had an effective rate of return of 5.27% on an average daily balance for the month of June 2024 of about \$80.4 million. The investments were comprised of Montecito Bank & Trust money market accounts (\$1.8 million), Charles Schwab market funds of \$61.2 million and Treasuries of \$25.2 million.

All investments during the quarter complied with the CCWA investment policy provisions and current pro forma projections indicate that the Authority will have sufficient cash with which to operate for the next six months.

Upon a motion by Director Borah, seconded by Director Silva and carried with Directors Borah, Clay, Coates, Cordero, Friedman and Silva in favor and none opposed the Board accepted the fourth quarter FY 2023/24 investment report.

G. State Water Contractors Report

State Water Contractors (SWC) have continued their efforts on Healthy Rivers and Landscapes and gearing up towards a decision on the \$10/AF change on deliveries to State Water Contractors. In October the SWC will meet in Santa Barbara County and tour Cachuma facilities. Mr. Stokes noted that a Federal lobbyist has been hired by SWCs.

H. Legislative Report

The report was included in the meeting materials for the information of the Board.

VII. Reports from Board Members for Information Only

There were no reports from Board members.

VIII. Items for Next Regular Meeting Agenda

IX. Date of Next Regular Meeting: August 22, 2024

The August meeting was discussed, and following discussion, the Board agreed the August 22, 2024 meeting will be canceled. The next regular meeting of the Board will be September 26, 2024.

X. Adjournment

The meeting was adjourned at 10:47 AM.

Respectfully submitted,

Elizabeth Watkins
Secretary to the Board

**MINUTES OF THE
CENTRAL COAST WATER AUTHORITY
BOARD OF DIRECTORS
September 13, 2024**

I. Call to Order and Roll Call

Chair Friedman called the September 13, 2024 Special Meeting of the Central Coast Water Authority (CCWA) Board of Directors meeting to order at 9:01 AM.

CCWA member agencies with voting privileges were represented by:

<u>Representative</u>	<u>Agency/City</u>	<u>Voting %</u>
Farfalla Borah	Goleta Water District	17.20%
Jeff Clay	Santa Ynez River Water Conservation District, ID #1	7.64%
Ken Coates	Montecito Water District	9.50%
Eric Friedman	City of Santa Barbara	11.47%
Shirley Johnson	Carpinteria Valley Water District	7.64%
Shad Springer	City of Santa Maria	43.19%

II. Closed Session

A. CLOSED SESSION: CONFERENCE WITH REAL PROPERTY NEGOTIATORS

Government Code section 54956.8

Property: Warren Act Contract

Negotiating parties: Ray Stokes, CCWA Executive Director

B. CLOSED SESSION: CONFERENCE WITH LEGAL COUNSEL – ANTICIPATED LITIGATION

Initiation of litigation pursuant to Government Code section 54956.9(d) (4): 1 case

The Board went to closed session at 9:03 AM.

Director Sanchez joined the meeting during closed session.

III. Return to Open Session

The Board returned to open session at 10:15 AM.

A. Report on Closed Session Actions (if any)

Ms. Hastings stated there were no reportable actions as a result of closed session items.

IV. Public Comment

There was no public comment related to items not on the agenda.

V. Resolution No. 24-08 for Approval of Temporary Warren Act Contract No. 24-WC-20-6310 with United States Bureau of Reclamation

Mr. Ray Stokes, CCWA Executive Director explained the proposed second Temporary Warren Act Contract is necessary to continue the annual introduction, storage, and conveyance of up to 13,750 acre-feet of water acquired by or available to CCWA from or through the State Water Project (CCWA Water) into Cachuma Project facilities for delivery to CCWA's South Coast Participants beyond September, 2024, when the first and current Temporary Warren Act Contract expires. The term of the second Temporary Warren Act Contract would commence on the date executed by Reclamation (the "effective date") and extend through June 14, 2027.

The new and different terms of the contract were reviewed, including automatic 3% conveyance loss, abandonment of water in storage following termination of the first contract, changes to the definition of spill, and change to the rate per acre foot being charged to CCWA.

Following discussion, upon a motion by Director Borah, seconded by Director Johnson and carried following a roll call vote with Directors Borah, Clay, Coates, Friedman, Johnson, Sanchez and Springer in favor and none opposed the Board approved and adopted Resolution No. 24-08 for Approval of Temporary Warren Act Contract No. 24-WC-20-6310 with the United States Bureau of Reclamation.

VI. Correspondence from Board Chair to the United States Bureau of Reclamation re. Temporary Warren Act Contract No. 24-WC-20-6310

Staff proposed sending a letter to USBR expressing CCWA's concerns relating to USBR's addition of a new conveyance loss provision that does not reflect actual losses and the desire of CCWA to work with USBR to develop a method to more accurately reflect actual losses, especially in the long term contract, coupled with the desire to determine the mechanism for accounting for the conveyance loss percentage.

Upon a motion by Director Borah, seconded by Director Johnson and carried following a roll call vote with Directors Borah, Clay, Coates, Friedman, Johnson, Sanchez and Springer in favor and none opposed the Board authorized the Board Chair to finalize and send the draft correspondence.

VII. Date of Next Regular Meeting

Following discussion, the Board agreed the September 26, 2024 meeting will be canceled. The next regular meeting of the Board will be October 24, 2024.

VIII. Adjournment

The meeting was adjourned at 10:30 AM.

Respectfully submitted,

Elizabeth Watkins
Secretary to the Board



CENTRAL COAST WATER AUTHORITY

Normal and Recurring Costs

Bills for Ratification - July, August, and September 2024

VENDOR	INVOICE AMOUNT	DESCRIPTION
GENERAL & ADMINISTRATIVE EXPENSES		
ACWA	26,030.00	ACWA Dues 2025
American Water Works Assoc	501.00	AWWA Dues FY 2024-2025
Bank of America Business Card	387.82	Travel and Meetings
Bank of America Business Card	451.95	Publications, subscriptions, postage
Bank of America Business Card	349.00	Advertising
California Chamber of Commerce	799.00	Membership FY 2024-2025
Cardmember Service	3,861.76	Travel and Meetings
CWEA Tri-Counties Section	478.00	Membership FY 2024-2025
EHS International, Inc	2,827.50	Fall Protection Training
Endeman, Grant	75.00	Reimbursable expenses - Training
Espinoza, Manuel	34.99	Reimbursable expenses - Training
Federal Express	527.15	Express shipping
Ladd, Brandon	105.00	Reimbursable expenses - AWWA Membership FY2024-2025
Parent, Joseph	75.00	Reimbursable expenses - Training
Pitney Bowes	1,000.00	Postage - postage machine
Pittman, Dustin	130.00	Reimbursable expenses - Certification expense
Sorenson, Robert	75.00	Reimbursable expenses - Training
State Water Project Contracts Authority	83,540.00	SWPC Member Dues FY 2024-2025
Thompson, James	114.55	Reimbursable expenses - Training
Ultrix Business Products	311.52	Printing and Binding expenses
Underground Service Alert	557.01	Annual Membership
United Parcel Service	166.63	Express shipping
US Bank	11.00	Postage
US Bank	345.00	GFOA Renewal
US Bank	674.00	Training
US Bank	875.00	Dues and Memberships
US Bank	1,635.25	Travel and Meetings
Valley Oaks Printing	201.19	Printing and Binding expenses
Water Research Foundation	600.00	Membership FY 2024-2025
Watkins, Lisa	356.01	Travel and Meetings
	\$ 127,095.33	Total General & Administrative
MONITORING EXPENSES		
Aramark	134.55	Lab supplies
Culligan Industries Water Systems	255.00	Lab supplies
Environmental Resource Association	1,356.38	QC Testing
Eurofins Eaton Analytical	2,476.00	Lab testing
Fisher Scientific Co., LLC	1,309.51	Lab supplies
Hach Company	9,741.52	Lab supplies
Home Depot	34.76	Lab supplies
IDEXX Distribution Corp.	4,882.15	Lab supplies
Mettler-Toledo Inc.	1,550.54	Water Analysis Tests
Shimadzu Scientific Instrument	75.08	Lab supplies
US Bank	48.89	Lab supplies
VWR International	7,960.15	Lab supplies
	\$ 29,824.53	Total Monitoring Expenses



CENTRAL COAST WATER AUTHORITY

Normal and Recurring Costs

Bills for Ratification - July, August, and September 2024

VENDOR	INVOICE AMOUNT	DESCRIPTION
OFFICE EXPENSES		
Bank of America Business Card	462.89	Office and kitchen supplies
Harrison Hardware	53.86	Office supplies
Office Depot	288.34	Office, janitorial & kitchen supplies
Solvang Bakery	74.16	Board and Committee meeting pastries
Tri-County Office Furniture	175.00	Desk Reconfiguration
US Bank	786.00	Office and kitchen supplies
Valley Oaks Printing	138.66	Business cards/Envelopes
	<u>\$ 1,978.91</u>	Total Office Expenses
OTHER EXPENSES		
ACWA/JPIA	5,202.46	Insurance - Cyber Insurance FY 2024-2025
ACWA/JPIA	156,824.36	Insurance - Property Insurance FY 2024-2025
Brownstein Hyatt Farber	3,019.50	Legal Services
Comcast	1,093.89	Internet Service
CompuVision	93.00	Mailbox Backup
CompuVision	168.00	Annual Microsoft Teams Subscription
CompuVision	192.00	GCC Licenses
CompuVision	972.00	Semi Annual Spam Filtering
CompuVision	2,612.50	Tailscale VPN
CompuVision	2,787.87	Adobe Acrobat 7
CompuVision	3,527.49	Datto Cloud Backup
CompuVision	6,494.25	EndPoint Detection
CompuVision	21,071.25	Managed Service Agreement
CompuVision	24,735.00	Microsoft 365 Annual Subscription
De Lage Landen Financial Services	1,291.75	Copier Lease - BAO and WTP
Dell Business Credit	6,346.46	Computers (5 Laptop)
DLT Solutions, Inc.	1,345.75	AutoCAD Subscription
Frontier Communications	265.44	Internet Service
Harbor Global LLC	6,615.00	New Document Management System
HDR Engineering, Inc.	326.00	Technical Memorandum for Power Planning
Linde Gas & Equipment	805.52	Equipment Rental
Marborg Industries	1,106.40	Tank 5/Tank 7/Tank 2/ EDV
Microwest Software Systems, Inc.	4,595.00	CMMS Maintenance and Support
Mid-State Container Sales, Inc	672.47	Storage Container Rental
Opengov, Inc.	5,000.00	SEMS Software and Subscription
Pacific Gas & Electric	2,280.80	Electrical Service of Switchgear
Pitney Bowes Global Financial	444.80	Postage Machine Lease
Quinn Company	1,097.95	Equipment Rental
RingCentral Inc.	20,151.65	Phone Server-Renewal FY 2024-2025
Sage Software Inc	3,303.00	Fixed Asset Program Support Renewal FY 2024-2025
Streamline	5,964.00	CCWA Website Membership FY 2024-2025
Tri County Office Furniture	3,187.04	Office Chairs (2)
Tyler Technologies, Inc	40,168.00	Implementation/Project Management Financial System Software
United Rentals North America, Inc.	8,012.35	Equipment Rental - Lagoon Fencing
US Bank	395.58	Miscellaneous Computer Equipment
Valley Tool Rentals	208.08	Equipment Rental
Wilson Creek Communications	310.00	Internet Service
	<u>\$ 342,686.61</u>	Total Other Expenses



CENTRAL COAST WATER AUTHORITY

Normal and Recurring Costs

Bills for Ratification - July, August, and September 2024

VENDOR	INVOICE AMOUNT	DESCRIPTION
OTHER MISCELLANEOUS EXPENSES		
Department of Water Resources	14,258,359.00	Variable OMP&R, Delta Water & Transport Charge July'24
Department of Water Resources	1,657,292.00	Variable OMP&R, Delta Water & Transport Charge Aug'24
Department of Water Resources	4,757,377.00	Variable OMP&R, Delta Water & Transport Charge Sept'24
	<u>\$ 20,673,028.00</u>	Total Other Miscellaneous Expenses
PERSONNEL EXPENSES		
ACWA/JPIA	16,114.49	Workers Compensation Insurance
Bank of America Business Card	977.00	Employee Achievement Awards Program
CalPERS Health	161,283.80	Health Insurance
CalPERS Retirement	156,059.66	Pension Contributions
CCWA Payroll Wages/Taxes	1,177,368.97	Gross Payroll Wages/Taxes
Dental/Vision Payments	26,404.54	Dental/Vision Benefits
MetLife Insurance	6,315.56	Life Insurance
Other Misc Employee Benefits	47,957.63	Uniform, Deferred Comp & Cafeteria Plan Benefits
Standard Insurance Company	4,446.40	Disability Insurance
US Bank	243.67	Employee Achievement Awards Program
Swift, Mark	135.00	Reimbursable expense - Class A License Physical
	<u>\$ 1,597,306.72</u>	Total Personnel Expenses
PROFESSIONAL SERVICES		
Aerial and Crane Experts, Inc.	5,413.00	Annual Inspection & Testing
Air Pollution Control District	2,094.84	Equipment permit renewals FY 2024-2025
Ball Bee Co.	580.00	Bee Hive Removal
Brownstein Hyatt Farber	122,810.70	Legal Services
Conn Maciel Carey LLP	565.00	Cal/OSHA Services
Credential Check Corporation	163.67	Background check for new employee
Deep Blue Integration	3,900.00	Equipment Inspection
Elecsys International LLC	450.00	Monitor Rectifiers
EPA	3,000.00	EPA Fee Payment
Ernst & Young LLP	8,538.00	Accounting Services
Foster & Foster Actuaries and Consultants	16,150.00	OPEB Valuation Accounting Report
HDR Engineering Inc	10,182.50	Engineering Services
Integrity Municipal Systems LLC	4,500.00	Chlorine Scrubber Annual Inspection
Nicklaus, Joseph, Schwaller	3,490.00	Engineering Services
R. Bruce Coggin	4,666.57	Safety Consultant
Risk Management Professionals	2,437.50	Project Management/Coordination
Risk Management Professionals	6,355.44	WTP Compliance Audit
Safety Kleen System, Inc	865.93	Washer Service
Samba Holdings, Inc.	323.31	DMV driver reports
Securitas Technology Corp.	2,642.67	Security Service BAO/SYPS
Sentry Alarm Systems	450.00	Security Service WTP
Stantec Consulting, Inc.	7,068.24	Environmental Consulting
Stradling Yocca Carlson Rauth	1,659.00	Legal - Employee Matters/General Matters
Underground Service Alert	102.15	New USA tickets
Vector Solutions	6,500.00	Annual online Safety Training
	<u>\$ 214,908.52</u>	Total Professional Services
CIP PROJECTS - MATERIALS & OVERHEAD		
Bragg Crane Service	4,278.00	Water Treatment Plant Backwash Pumps
Burt Industrial Supply, Inc	167.05	Water Treatment Plant Backwash Pumps
CellularOutlet.com, Inc	8,157.64	Communication and Connectivity Project
CompuVision	30,537.50	SCADA Server Replacement
DXP Enterprises	4,171.97	Tank 7 Chloramination Facility Upgrade



CENTRAL COAST WATER AUTHORITY

Normal and Recurring Costs

Bills for Ratification - July, August, and September 2024

VENDOR	INVOICE AMOUNT	DESCRIPTION
Fourcroy Engineering	1,386.00	Nipomo Dosing Site
HDR Engineering Inc	402.50	Carport
HDR Engineering Inc	10,234.25	Tank 5 Inlet Chemical Dosing Facility
Home Motors	49,161.75	Safety Officer Vehicle
PWR Steel Supply	203.36	Water Treatment Plant Backwash Pumps
RCH Construction	118,554.14	Surge Tank Pedestal Repair
Santa Maria Tool, Inc.	9,480.74	Water Treatment Plant Backwash Pumps
US Bank	242.40	SCADA Server Replacement
	\$ 236,977.30	Total CIP Project - Materials and Overhead
REPAIRS & MAINTENANCE		
Airgas USA, LLC	398.80	Equipment repairs and maintenance
American Industrial Supply	361.22	Parts, repair and maintenance
Aramark	700.17	Building maintenance supplies
Bank of America Business Card	177.72	Parts, repair and maintenance
Battery Systems Inc	794.08	Parts, repair and maintenance
Big Brand Tire & Service	4,909.57	Vehicles repairs and maintenance
Bragg Crane Service	2,118.88	Crane services
Brezden Pest Control, Inc	174.00	Pest Control Spraying - WTP
Burt Industrial Supply Inc	664.19	Parts, repair and maintenance
Cal Coast Irrigation, Inc.	123.31	Parts, repair and maintenance
CDW Government, Inc	2,705.46	Equipment repairs and maintenance
Chemscan Inc	2,809.92	Parts, repair and maintenance
City of Buellton	290.67	Landscape maintenance - irrigation
CNH Industrial	294.99	Vehicles repairs and maintenance
Compuvision	352.23	Equipment repairs and maintenance
Consolidated Electrical Distributors	299.06	Parts, repairs and maintenance
Core-Rosion Products	2,986.68	Parts, repairs and maintenance
Coverall North America, Inc	4,560.00	Janitorial service - BAO/SYPS
D&H Water Systems Inc.	3,627.20	Parts, repair and maintenance
ERTEC Environmental Systems	9,701.48	Parts for lagoon maintenance
Farwest Corrosion Control	4,591.14	Parts, repair and maintenance
Ferguson Enterprise, Inc.	277.24	Parts, repairs and maintenance
Grainger Inc.	633.50	Parts, repairs and maintenance
Green Coast Auto and Diesel	115.25	Auto parts and supplies
Hach Company	484.77	Parts, repairs and maintenance
Harbor Seal Inc	1,499.84	Parts, repairs and maintenance
Harrington Industrial Plastics	977.12	Parts, repairs and maintenance
Harrison Hardware	25.97	Parts, repairs and maintenance
Home Depot	11.67	Building maintenance supplies
Home Depot	942.42	Parts, repairs and maintenance
Knechts Plumbing and Heating	5,346.20	HVAC service and repairs
Linde Gas & Equipment Inc	88.52	Equipment repairs and maintenance
Lowe's	205.59	Equipment repairs and maintenance
Mid-Coast Fire Protection Inc	374.00	Equipment repairs and maintenance
Mullahey Ford, Inc.	188.51	Equipment repairs and maintenance
MyFleetCenter.com	142.30	Vehicle repairs and maintenance
North County Septic Service	2,450.00	Equipment repairs and maintenance
Office Depot	1,072.56	Janitorial supplies
OneSource Distributors, LLC	362.19	Equipment repairs and maintenance
PAPE Material Handling	197.16	Equipment repair
Paso Robles Chevrolet	112.11	Vehicle repairs and maintenance
Powder Coating USA	505.69	Equipment repairs and maintenance



CENTRAL COAST WATER AUTHORITY

Normal and Recurring Costs

Bills for Ratification - July, August, and September 2024

VENDOR	INVOICE AMOUNT	DESCRIPTION
Procare Janitorial Supply	1,316.16	Janitorial supplies - WTP
Progressive Greenery	1,185.00	Landscape maintenance - WTP
PRW Steel Supply, Inc.	137.03	Equipment repairs and maintenance
Quinn Company	4,097.04	Equipment repairs and maintenance
Rio Vista Chevrolet	1,723.99	Vehicle repairs and maintenance
RLF Trucking and Grading Corp	2,402.52	Equipment repairs and maintenance
RS Americas, Inc.	239.51	Equipment parts and repairs
Star Janitorial	4,650.00	Janitorial Service - WTP
Steven Engineering	3,053.66	Equipment repairs and maintenance
Ultrex Business Products	552.35	Copier maintenance
United Rentals North America, Inc.	197.34	Equipment repairs and maintenance
US Bank	174.69	Building maintenance supplies
US Bank	659.94	Vehicle repairs and maintenance
US Bank	1,698.31	Equipment repairs and maintenance
Western Exterminator Co	827.33	Pest control spraying - BAO and SYPS
Zaca Creek Landscapes, Inc	1,175.00	Landscape Maintenance BAO/SYPS
	\$ 82,743.25	Total Repairs & Maintenance

SUPPLIES & EQUIPMENT

Airgas USA, LLC	55.77	Safety supplies/Minor tools
Aramark	2,295.56	Uniform expenses
Burt Industrial Supply, Inc	983.20	Minor Tools, Maintenance supplies and hardware
Carr's Boots & Western Wear	217.48	Uniform expenses
Chemtrade Chemicals US, LLC	81,876.30	Chemicals - WTP
Cintas	2,321.58	Safety supplies
Environmental Safety Solutions	1,407.25	Safety supplies
Grainger Inc.	7,781.01	Minor tools, equipment & maintenance supplies, safety supplies
Harrison Hardware	299.19	Maintenance supplies and hardware
Hill Brothers Chemical Company	19,789.88	Chemicals - WTP
Home Depot	262.79	Minor tools, equipment & maintenance supplies
Home Depot	472.90	Safety supplies
JB Dewar	3,955.70	Fuel - equipment
KNB Advertising Specialties	1,278.84	Uniform expenses
Lowe's	413.68	Maintenance supplies and hardware
PRW Steel Supply, Inc	83.68	Supplies & materials
Sterling Communications	3,032.52	Safety supplies
Sterling Water Technologies, LLC	25,641.00	Chemicals - WTP
Thatcher Company of Nevada, Inc	85,960.00	Chemicals - WTP
Tice, Jeffrey	282.74	Reimbursable expenses - Uniform reimbursement
Univar Solutions USA, Inc.	113,594.34	Chemicals - WTP
US Bank	2,552.62	Maintenance supplies, Minor Tools, Safety Supplies
WEX Bank - Wright Express	22,761.01	Fuel - Autos
Wilson Bohannon Company	1,749.97	Maintenance supplies and hardware
	\$ 379,069.01	Total Supplies & Equipment



CENTRAL COAST WATER AUTHORITY

Normal and Recurring Costs

Bills for Ratification - July, August, and September 2024

VENDOR	INVOICE AMOUNT	DESCRIPTION
UTILITIES		
City of Buellton	563.48	Water - BAO
Delta Liquid Energy	14.04	Propane gas
First Choice Technology	40.51	Phone - Long distance carrier, 800#
Frontier	1,121.01	Telephone charges
Marborg Industries	1,877.85	Waste Disposal - BAO/Trash roll off
Pacific Gas & Electric	164,327.20	Utilities - BAO/SYPS/WTP
San Miguel Garbage Company	807.18	Waste Disposal - WTP
Santa Ynez River Water Conservation	363.82	Water - SYPS
SoCalGas	18.68	Natural Gas - BAO
Stokes, Ray	51.19	Reimbursable Expenses - Cell Phone charges
Surfnet Communications, Inc.	225.00	Wireless Internet - Chorro
US Bank	16.61	Miscellaneous phone accessories
Verizon Wireless	1,022.44	Cell phone charges
	\$ 170,449.01	Total Utilities
Subtotal - Bills for Ratification	\$ 23,856,067.19	



CENTRAL COAST WATER AUTHORITY

Bills for Approval

VENDOR	INVOICE AMOUNT	DESCRIPTION
State of California DWR	\$ 1,672,150.00	Capital Cost and Minimum OMP&R Charges Oct'24
Berrenda Mesa Water District	\$ 83,484.16	Emergency Water Delivery Charges - Devil's Den Outage 2023
Subtotal - Bills for Approval	\$ 1,755,634.16	

Total Ratification and Approval Bills \$ 25,606,370.04



Statements of Net Position

ASSETS

	<u>September 30, 2024</u>	<u>August 31, 2024</u>
<u>Current Assets</u>		
Cash and investments	\$ 17,895,917	\$ 18,685,807
Accounts Receivable (Note 1)	263	263
Accrued interest receivable	530,346	440,390
Other assets	3,664,041	3,598,255
Total Current Assets	<u>22,090,566</u>	<u>22,724,715</u>
<u>Restricted Assets</u>		
Operations and Maintenance Reserve Fund (Note 2)	2,058,407	2,052,678
DWR Reserve Fund (Note 3)	6,143,539	6,126,457
Rate Coverage Reserve Fund (Note 4)	9,774,085	9,746,876
Department of Water Resources (Note 5a)	25,607,008	29,387,890
CCWA and DWR Variable Fund (Note 5b)	4,174,950	4,271,900
Credits Payable (Note 6)	3,533	3,500
Escrow Deposits (Note 7)	528,048	526,578
Total Restricted Assets	<u>48,289,569</u>	<u>52,115,879</u>
<u>Property, Plant and Equipment</u>		
Construction in progress (Note 8)	1,494,573	1,346,156
Fixed assets (net of accumulated depreciation)	83,406,214	83,629,895
Total Property, Plant and Equipment	<u>84,900,787</u>	<u>84,976,050</u>
Total Assets	<u>\$ 155,280,923</u>	<u>\$ 159,816,644</u>



Statements of Net Position

LIABILITIES AND FUND EQUITY

	<u>September 30, 2024</u>	<u>August 31, 2024</u>
<u>Current Liabilities</u>		
Accounts Payable	\$ 280,382	\$ 310,980
DWR and Warren Act Charge Deposits (Note 5a)	25,607,008	29,387,890
CCWA & DWR Variable Charge Deposits (Note 5b)	4,174,950	4,271,900
Other liabilities	1,233,531	1,229,748
DWR Reserve Fund	6,143,539	6,126,457
Rate Coverage Reserve Fund	9,774,085	9,746,876
Unearned Revenue	111,715	103,430
Credits Payable to Project Participants	2,439,958	2,386,688
Total Current Liabilities	<u>49,765,168</u>	<u>53,563,968</u>
<u>Non-Current Liabilities</u>		
OPEB Liability	935,428	935,428
Escrow Deposits	528,048	526,578
Net Pension Liability	5,152,176	5,152,176
Total Non-Current Liabilities	<u>6,615,652</u>	<u>6,614,182</u>
<u>Commitments and Uncertainties</u>		
<u>Net Assets</u>		
Contributed capital, net (Note 9)	22,562,433	22,562,433
Retained earnings	76,337,670	77,076,062
Total Net Assets	<u>98,900,103</u>	<u>99,638,495</u>
Total Liabilities and Net Assets	<u>\$ 155,280,923</u>	<u>\$ 159,816,644</u>



Statements of Revenues, Expenses and Changes in Net Position

	September 30, 2024	August 31, 2024
<u>Operating Revenues</u>		
Operating reimbursements from project participants	\$ 17,115,516	16,918,177
Other revenues	-	250
Total Operating Revenues	17,115,516	16,918,428
<u>Operating Expenses</u>		
Personnel expenses	1,893,711	1,442,408
Office expenses	2,496	1,936
General and administrative	46,929	16,647
Professional Services	237,855	164,780
Supplies and equipment	381,241	293,164
Monitoring expenses	29,965	20,514
Repairs and maintenance	78,289	47,918
Utilities	171,369	105,697
Depreciation and amortization	671,181	447,500
Other expenses	265,874	212,908
Total Operating Expenses	3,778,908	2,753,473
Operating Income	13,336,607	14,164,954
<u>Non-Operating Revenues</u>		
Investment income	994,676	703,683
Total Non-Operating Revenues	994,676	703,683
<u>Non-Operating Expenses</u>		
Current year credits payable	464,330	263,292
Total Non-Operating Expenses	464,330	263,292
Net Income	13,866,953	14,605,344
<u>Retained Earnings</u>		
Retained earnings at beginning of period	62,470,717	62,470,717
Retained earnings at end of period	\$ 76,337,670	\$ 77,076,062



Budget and Actual All Reaches

	September 30, 2024		
	Budget	Actual	Percent Expended ⁽¹⁾
Revenues			
Fixed operating assessments ⁽²⁾	\$ 16,544,946	\$ 16,544,946	
Variable operating assessments	2,026,353	570,570	28.16%
Investment income	-	237,058	
Total Revenues	18,571,299	17,352,574	93.44%
Expenses ⁽²⁾			
Personnel expenses	6,929,915	1,893,711	27.33%
Office expenses	22,799	2,496	10.95%
General and administrative	308,229	46,929	15.23%
Professional Services	2,103,268	237,855	11.31%
Supplies and equipment	1,602,498	381,241	23.79%
Monitoring expenses	120,498	29,965	24.87%
Repairs and maintenance	393,298	78,289	20.67%
Utilities	938,698	171,369	18.36%
Other expenses	990,283	255,136	25.89%
Capital and Non-Capital Expenditures	5,161,813	1,505,311	29.16%
Total Expenses	18,571,299	4,602,302	24.82%
Operating Income		12,750,272	
Net Income (Loss)	\$ -	\$ 12,750,272	

(1) Percent of year expended 25%

(2) Includes revenues and expenses for Turnouts and adjusted for carryover revenues from FY 2023/24 to FY 2024/25

Central Coast Water Authority
Notes to Financial Statements
September 30, 2024

Note 1: Accounts Receivable

Accounts receivable consists of amounts payable by the State Water Project contractors and other miscellaneous receivables.

Note 2: O&M Reserve Fund

The O&M reserve fund represents cash reserves for emergency uses. The funding requirement is \$2,000,000 allocated on an entitlement basis for the Santa Barbara County project participants. Investment earnings on O&M reserve fund balances are credited against CCWA O&M assessments.

<u>Project Participant</u>	<u>Amount</u>
City of Guadalupe	\$ 28,963
City of Santa Maria	853,229
Golden State Water Company	26,330
Vandenberg SFB	289,780
City of Buellton	30,437
Santa Ynez ID #1 (Solvang)	78,989
Santa Ynez ID #1	26,343
Goleta Water District	237,088
Morehart Land Co.	10,538
La Cumbre Mutual Water Company	52,655
Raytheon Systems Company	2,634
City of Santa Barbara	157,982
Montecito Water District	158,067
Carpinteria Valley Water District	105,372
TOTAL:	<u>\$ 2,058,407</u>

Central Coast Water Authority
Notes to Financial Statements
September 30, 2024

Note 3: DWR Reserve Fund

The DWR Reserve Fund was established to provide a funding source for payments to the State of California Department of Water Resources (DWR) when there is a difference between estimates used to prepare the DWR portion of the annual CCWA budget and the actual amounts billed to the Authority by DWR. Contributions to the DWR Reserve Fund are voluntary. Funding of each participating Project Participant's share of the DWR Reserve Fund will come from a combination of (1) CCWA Operating Expense budget surpluses, if any (2) Interest earnings on funds held in all other accounts on behalf of the participating Project Participant and (3) excess amounts, if any, from any of the DWR Statement of Charges cost components until the funding Target Amount is reached. The Target Amount will be equal to the participating Project Participant's proportional share of a \$10 million allocation of DWR Transportation Minimum OMP&R charges. The following schedule shows the current fund balance of the participating Project Participants.

Project Participant	Amount
City of Guadalupe	\$ 150,631
City of Santa Maria	4,493,828
Golden State Water Company	98,131
City of Buellton	142,575
Santa Ynez ID #1 (Solvang)	392,856
Santa Ynez ID #1	134,459
Morehart Land Co.	52,550
La Cumbre Mutual Water Company	204,815
Raytheon Systems Co.	13,137
City of Santa Barbara	460,558
TOTAL:	\$ 6,143,539

Note 4: Rate Coverage Reserve Fund Cash Deposits

The rate coverage reserve fund was established to provide CCWA project participants a mechanism to satisfy a portion of their obligation under Section 20(a) of the Water Supply Agreement to impose rates and charges sufficient to collect 125% of their contract payments. The following schedule shows the current balances plus accrued interest receivable in the rate coverage reserve fund.

Project Participant	Amount
City of Guadalupe	\$ 196,548
City of Santa Maria	5,318,698
City of Buellton	282,808
Santa Ynez ID #1 (Solvang)	650,376
Santa Ynez ID #1	474,509
La Cumbre Mutual Water Company	411,939
Montecito Water District	1,537,942
Carpinteria Valley Water District	885,095
Shandon	16,171
TOTAL:	\$ 9,774,084

Central Coast Water Authority
Notes to Financial Statements
September 30, 2024

Note 5a: Cash and Investments Payment to DWR

Cash deposits for DWR payments.

Project Participant	Amount
City of Guadalupe	\$ 337,698
City of Santa Maria	9,914,478
Golden State Water Company	307,334
Vandenberg SFB	4,768,006
City of Buellton	351,064
Santa Ynez ID #1 (Solvang)	884,252
Santa Ynez ID #1	333,122
Goleta Water District	3,068,255
Morehart Land Co.	121,192
La Cumbre Mutual Water Company	608,621
Raytheon Systems Co.	34,003
City of Santa Barbara	1,832,444
Montecito Water District	1,828,265
Carpinteria Valley Water District	1,218,274
TOTAL:	<u>\$ 25,607,008</u>

Note 5b: Cash Payments for CCWA, Warren Act and DWR Variable Charges

Cash deposits for payments to CCWA, Warren Act and DWR for Variable Assessments.

Project Participant	Amount
City of Guadalupe	\$ 103,487
City of Santa Maria	992,168
Golden State Water Company	39,827
Vandenberg SFB	439,804
City of Buellton	45,345
Santa Ynez ID #1 (Solvang)	75,556
Santa Ynez ID #1	80,954
Goleta Water District	407,698
Morehart Land Co.	56,169
La Cumbre Mutual Water Company	175,936
Raytheon Systems Co.	162,929
City of Santa Barbara	539,855
Montecito Water District	682,180
Carpinteria Valley Water District	373,040
TOTAL:	<u>\$ 4,174,950</u>

Central Coast Water Authority
Notes to Financial Statements
September 30, 2024

Note 6: Credits Payable

Credits payable to, or (due from) CCWA project participants for investment earnings and O&M assessment credits.

Project Participant	Amount
City of Guadalupe	\$ -
City of Santa Maria	40
Golden State Water Company	-
Vandenberg SFB	530
City of Buellton	1
Santa Ynez ID #1 (Solvang)	15
Santa Ynez ID #1	2,328
Goleta Water District	169
Morehart Land Co.	16
La Cumbre Mutual Water Company	5
Raytheon Systems Co.	2
City of Santa Barbara	9
Montecito Water District	104
Carpinteria Valley Water District	93
Shandon	17
Lopez Turnout	143
Chorro Turnout	66
TOTAL:	\$ 3,538

Note 7: Escrow Deposits

Cash deposits from certain project participants as required under the Water Supply Agreements.

Project Participant	Amount
Morehart Land Company	\$ 416,892
Raytheon Systems Company	111,156
TOTAL:	\$ 528,048

Central Coast Water Authority
Notes to Financial Statements
September 30, 2024

Note 8: Construction in Progress

Amounts in construction in progress represent expenditures incurred during FY 2024/25 and amounts retained in construction in progress at September 30, 2024. The following schedule shows the CIP expenditures for CCWA projects.

Financial Reach	Amount
Labor	\$ 29,012
Materials	175,964
Overhead	1,289,597
Project CIP Total:	\$ 1,494,573

Note 9: Contributed Capital

Certain project participants elected to pay their share of CCWA project construction costs in cash. The amounts listed below show the capital contributions by project participant less the cost of local facilities and refunds to the project participants.

Project Participant	Amount
Avila Valley Water Company	\$ 15,979
City of Guadalupe	81,119
San Luis Schools	5,608
San Miguelito Water Company	233,605
Golden State Water Company	866,277
City of Santa Maria	13,498,802
Vandenberg SFB	7,861,043
TOTAL:	\$ 22,562,433

**MONTHLY SUMMARY OF MINERAL AND PHYSICAL ANALYSIS
RAW WATER (RW) AND SETTLED WATER (SW)**

System Name: Central Coast Water Authority

System Number: 4210030

Treatment Plant Name: Polonio Pass Water Treatment Plant

August 2024

Date:	RW pH (SU)	RW Turbidity (NTU)	SW Turbidity (NTU)	RW Odor (TON)	RW Total Coliform (MPN)	RW E. Coli (MPN)	RW Cl- (mg/L)	RW Alkalinity (mg/L)		RW Hardness (mg/L)		RW E.C. (uS/cm)	RW TOC (mg/L)
								Total	Phenol	Total	Ca		
1	8.30	3.12	0.37	1.0			38	60	1	69	35		
2	8.58	2.80	0.32	1.5			37	60	4	74	35		
3	8.55	3.03	0.38	1.0			40	59	4	68	37		
4	8.50	3.20	0.31	1.0			39	59	3	69	39		
5	8.72	3.33	0.35	1.0	1986	3	35	57	4	66	36	247	
6	8.90	3.28	0.41	1.5			34	60	7	67	34		
7	8.94	3.13	0.35	1.0			39	57	5	62	33		2.5
8	8.90	3.30	0.33	1.0			36	60	5	66	32		
9	8.75	3.72	0.36	1.0			38	57	5	64	31		
10	8.70	3.40	0.33	1.0			38	58	5	62	31		
11	8.58	3.27	0.31	1.0			36	58	3	64	30		
12	8.55	3.28	0.44	1.0	2420	1	39	56	2	62	33	243	
13	8.65	3.63	0.34	1.0			34	57	3	67	31		
14	8.67	3.52	0.42	1.0			37	60	3	65	31		
15	8.62	4.33	0.38	1.0			34	60	3	65	33		
16	8.59	3.73	0.30	1.0			34	57	3	70	33		
17	8.21	2.77	0.25	1.0			34	60	0	65	36		
18	8.10	2.07	0.20	1.0			32	54	0	78	34		
19	8.10	1.95	0.23	1.0	2420	<1.00	33	61	0	75	33	241	
20	8.16	2.30	0.27	1.0			38	56	0	69	31		
21	8.21	3.42	0.29	1.5			37	56	0	64	32		
22	8.40	3.53	0.34	1.0			37	56	2	63	28		
23	8.34	3.88	0.23	1.0			36	56	0	63	31		
24	8.32	3.82	0.23	1.0			35	57	1	62	29		
25	8.27	3.48	0.32	1.0			36	57	0	62	29		
26	8.28	3.25	0.27	1.0	172	1	33	57	0	61	32	236	
27	8.41	3.62	0.31	1.5			32	60	0	60	38		
28	8.43	3.87	0.31	1.5			32	61	1	66	32		
29	8.38	3.37	0.31	0.5			32	63	1	64	32		
30	8.31	3.54	0.22	1.0			32	60	0	60	33		
31	8.28	3.27	0.26	1.0			30	60	0	65	41		
Avg	8.47	3.30	0.31	1.1	1749	2	35	58	2	66	33	242	2.5

**MONTHLY SUMMARY OF MINERAL AND PHYSICAL ANALYSIS
TREATED WATER (TW) & CLEARWELL (CW)**

System Name: Central Coast Water Authority

System Number: 4210030

Treatment Plant Name: Polonio Pass Water Treatment Plant

August 2024

Date:	TW pH (SU)	TW Turbidity (NTU)	Filter Rate (gpm/ft ²)	CW Odor (TON)	TW Total Coliform	CW Cl- (mg/L)	CW Total Alk (mg/L)	CW Hardness (mg/L)		TW Chlorine (mg/L)		CCB3 Chlorine Free (mg/L)	TW NH3-N (mg/L)		(CCB3 Cl2 Free) / (TW NH3-N Total)	CW E.C. (uS/cm)	TW TOC (mg/L)
								Total	Ca	Total	Free		Total	Free			
1	8.37	0.05	4.55	0.0	ABSENT	41	57	68	36	3.53	0.00	3.48	0.68	0.00	5.1		
2	8.42	0.05	4.37	0.0	ABSENT	41	56	68	35	3.52	0.00	3.53	0.68	0.00	5.2		
3	8.43	0.06	4.37	0.0	ABSENT	42	53	69	37	3.58	0.00	3.63	0.67	0.00	5.4		
4	8.50	0.06	4.43	0.0	ABSENT	43	55	69	36	3.52	0.00	3.63	0.67	0.00	5.4		
5	8.44	0.05	4.25	0.0	ABSENT	38	56	70	34	3.63	0.00	3.64	0.67	0.00	5.4	305	
6	8.43	0.05	4.00	0.0	ABSENT	38	53	62	33	3.57	0.00	3.62	0.67	0.00	5.4		
7	8.33	0.06	4.00	0.0	ABSENT	38	57	65	31	3.49	0.00	3.60	0.67	0.00	5.4		1.3
8	8.37	0.06	4.06	0.0	ABSENT	38	52	62	29	3.58	0.00	3.59	0.65	0.00	5.5		
9	8.43	0.06	3.93	0.0	ABSENT	39	52	65	32	3.55	0.00	3.66	0.65	0.00	5.6		
10	8.28	0.06	3.58	0.0	ABSENT	40	53	63	32	3.64	0.00	3.60	0.68	0.00	5.3		
11	8.39	0.06	3.11	0.0	ABSENT	39	54	65	32	3.63	0.00	3.63	0.67	0.00	5.4		
12	8.41	0.06	3.23	0.0	ABSENT	40	46	64	32	3.59	0.00	3.69	0.67	0.01	5.5	287	
13	8.35	0.05	4.25	0.0	ABSENT	37	54	68	33	3.62	0.00	3.60	0.68	0.00	5.3		
14	8.38	0.06	4.25	0.0	ABSENT	39	55	63	30	3.58	0.00	3.65	0.68	0.00	5.4		
15	8.38	0.06	4.25	0.0	ABSENT	36	59	64	31	3.65	0.00	3.67	0.69	0.01	5.3		
16	8.46	0.06	4.37	0.0	ABSENT	37	57	65	32	3.59	0.00	3.56	0.69	0.02	5.2		
17	8.36	0.06	4.31	0.0	ABSENT	36	57	65	33	3.55	0.00	3.53	0.67	0.02	5.3		
18	8.28	0.06	4.01	0.0	ABSENT	37	55	70	30	3.49	0.00	3.51	0.66	0.00	5.3		
19	8.38	0.05	4.31	0.0	ABSENT	35	63	73	34	3.57	0.00	3.62	0.69	0.00	5.2	281	
20	8.44	0.05	4.17	0.0	ABSENT	40	54	66	31	3.55	0.00	3.58	0.68	0.01	5.3		
21	8.34	0.05	4.21	0.0	ABSENT	39	55	66	30	3.61	0.00	3.54	0.69	0.01	5.1		
22	8.45	0.06	4.29	0.0	ABSENT	38	53	64	30	3.68	0.00	3.60	0.69	0.00	5.2		
23	8.45	0.05	4.18	0.0	ABSENT	39	54	62	30	3.61	0.00	3.73	0.69	0.00	5.4		
24	8.46	0.05	4.00	0.0	ABSENT	38	53	64	32	3.68	0.00	3.68	0.70	0.00	5.3		
25	8.38	0.05	3.50	0.0	ABSENT	38	54	63	32	3.66	0.00	3.67	0.68	0.00	5.4		
26	8.42	0.05	4.00	0.0	ABSENT	34	55	63	31	3.54	0.00	3.58	0.67	0.00	5.3	273	
27	8.38	0.05	4.12	0.0	ABSENT	33	58	63	32	3.58	0.00	3.59	0.68	0.00	5.3		
28	8.53	0.05	4.54	0.0	ABSENT	32	62	61	29	3.58	0.00	3.56	0.69	0.01	5.2		
29	8.52	0.05	4.73	0.0	ABSENT	34	58	63	31	3.58	0.00	3.57	0.71	0.01	5.0		
30	8.44	0.05	4.36	0.0	ABSENT	32	62	60	32	3.56	0.00	3.58	0.68	0.00	5.3		
31	8.35	0.05	4.48	0.0	ABSENT	32	59	65	38	3.60	0.00	3.57	0.68	0.00	5.3		
Avg	8.40	0.05	4.14	0.00		37	56	65	32	3.58	0.00	3.60	0.68	0.00	5.3	287	1.30

Central Coast Water Authority
Calendar Year 2024 Actual and Requested Deliveries in Acre Feet

Project Participant	Total Available AF Amounts ⁽¹⁾	ACTUALS										REQUESTED				Estimated Annual Delivery Total
		Jan.	Feb.	Mar.	Apr.	May	June	July	Aug	Sept	Subtotal	Oct.	Nov.	Dec.	Subtotal	
Guadalupe	516	37	26	27	27	46	43	45	45	43	339	18	8	19	45	384
Santa Maria	16,954	287	271	288	281	318	466	525	541	596	3,573	571	111	380	1,062	4,635
So. Cal. Water Co.	524	10	0	0	0	20	43	51	47	40	211	24	24	16	64	275
Vandenberg AFB	5,959	180	155	173	180	234	280	316	331	298	2,147	190	39	76	305	2,452
Buellton	626	14	14	14	14	17	30	31	32	30	196	25	4	11	40	236
Solvang (Billed to SY)	1,434	49	40	43	45	76	90	95	96	92	626	56	8	30	94	720
Santa Ynez ID#1	660	0	0	0	0	0	0	0	0	0	0	0	0	0	0	0
Goleta	7,143	0	0	833	846	919	145	170	118	99	3,130	54	0	0	54	3,184
Morehart Land Co.	209	2	0	0	0	0	0	0	5	0	7	4	1	7	12	19
La Cumbre	1,046	123	0	0	0	0	0	60	50	101	334	40	30	20	90	424
Raytheon	51	0	0	0	0	0	0	0	0	0	0	0	2	3	5	5
Santa Barbara	3,139	0	0	0	9	57	97	114	79	66	422	36	0	0	36	458
Montecito	2,907	0	560	385	138	286	508	545	79	66	2,567	36	0	0	36	2,603
Carpinteria	2,093	0	0	0	6	38	64	75	52	44	279	24	0	0	24	303
Subtotal Santa Barbara:	43,261	702	1,066	1,763	1,546	2,011	1,766	2,027	1,475	1,475	13,831	1,078	227	562	1,867	15,698
Shandon		0	0	0	0	0	0	0	0	0	0	0	0	0	0	0
Chorro Valley	7500	123	109	137	124	153	154	170	175	163	1,308	184	174	174	532	1,840
Lopez	7500	134	113	321	79	94	73	68	69	66	1,017	181	180	180	541	1,558
Subtotal SLO County:	15,000	257	222	458	203	247	227	238	244	229	2,325	365	354	354	1,073	3,398
TOTAL ENTITLEMENT DELIVERIES	58,261	959	1,288	2,221	1,749	2,258	1,993	2,265	1,719	1,704	16,156	1,443	581	916	2,940	19,096
EXCHANGE DELIVERIES																
Santa Ynez-Exchange		0	0	0	(37)	(237)	(403)	(473)	(328)	(275)	(1,753)	(150)	0	0	(150)	(1,903)
Goleta-Exchange		0	0	0	13	85	145	170	118	99	630	54	0	0	54	684
Santa Barbara-Exchange		0	0	0	9	57	97	114	79	66	422	36	0	0	36	458
Montecito-Exchange		0	0	0	9	57	97	114	79	66	422	36	0	0	36	458
Carpinteria-Exchange		0	0	0	6	38	64	75	52	44	279	24	0	0	24	303
TOTAL EXCHANGE DELIVERIES		0	0	0	0	0	0	0	0	0	0	0	0	0	0	0
Total Lake Deliveries only		125	0	0	37	237	814	964	383	376	2,936	194	33	30		3,193

⁽¹⁾ Total AF of Table A allocation, carryover amounts, and water transfers

**MINUTES OF THE
CENTRAL COAST WATER AUTHORITY
BOARD OF DIRECTORS
April 25, 2024**

I. Call to Order and Roll Call

Chair Friedman called the April 25, 2024 Central Coast Water Authority (CCWA) Board of Directors meeting to order at 9:00 AM.

CCWA member agencies with voting privileges were represented by:

<u>Representative</u>	<u>Agency/City</u>	<u>Voting %</u>
Farfalla Borah	Goleta Water District	17.20%
Jeff Clay	Santa Ynez River Water Conservation District, ID #1	7.64%
Ken Coates	Montecito Water District	9.50%
Eric Friedman	City of Santa Barbara	11.47%
Shirley Johnson	Carpinteria Valley Water District	7.64%
John Sanchez	City of Buellton	2.21%
Shad Springer	City of Santa Maria	43.19%

II. Closed Session

- A. CONFERENCE WITH LEGAL COUNSEL – ANTICIPATED LITIGATION Initiation of litigation pursuant to Government Code section 54956.9(d) (4): 1 case
- B. CONFERENCE WITH LEGAL COUNSEL – EXISTING LITIGATION
Government Code section 54956.9(d) (1)
Name of case: Central Coast Water Authority, et al. v. Santa Barbara County Flood Control and Water Conservation District, et al. (Case No. 21CV02432)
- C. Public Employee Performance Evaluation - Government Code Section 54957
Title: Executive Director
- D. Conference with Labor Negotiator - Government Code Section 54957.6
Name of Negotiator: Jeffrey Dinkin
Unrepresented Employees: Executive Director

The Board went to closed session at 9:02 AM.

III. Return to Open Session

The Board returned to open session at 9:51 AM.

- A. Report on Closed Session Actions (if any)
Ms. Hastings stated there were no reportable actions as a result of closed session items A and B.
- B. CCWA Board Consideration of Executive Director Compensation Adjustment

Mr. Jeff Dinkin, CCWA Personnel Attorney, reported that the Board considered and completed the performance evaluation of the Executive Director and following negotiations reached an agreement for an increase to the Executive Director salary effective July 1, 2024.

Upon a motion by Director Johnson, seconded by Director Springer, and carried with all in favor and none opposed, the Board approved a compensation adjustment increasing the Executive Director's salary to \$334,446 effective July 1, 2024 and award the Executive Director one week of administrative leave to be used by the end of the Fiscal Year or cashed out.

IV. Public Comment

There was no public comment related to items not on the agenda.

V. Consent Calendar

- A. Minutes of the March 28, 2024 Regular Meeting
- B. Bills
- C. Controller's Report
- D. Operations Report

Upon a motion by Director Coates, seconded by Director Borah and carried with Directors Borah, Clay, Coates, Friedman, Johnson, Sanchez and Springer in favor and none opposed the Board approved the Consent Calendar.

VI. Executive Director's Report

- A. Water Supply Situation Report

Ray Stokes, CCWA Executive Director, reviewed graphs showing precipitation in various locations within California. There is above historical average for most indices until April, which is trending slightly below average. Lake Oroville is almost full, and San Luis Reservoir is unlikely to spill. Snow water content is above average

DWR has increased Table A allocation to 40% from 30%, which increases CCWA's Table A allocation to 18,194 AF. As of March 31, 2024 CCWA has delivered approximately 1,653 AF to participants. Goleta Water District's water debt to AVEK is in the process of repayment, and should be fully repaid by June 2024.

Pumping restriction in the Sacramento Delta continue due to environmental restrictions related to fish. Mr. Stokes provided additional information on the environmental restrictions on Delta pumping.

- B. Proposed Administrative Rules for the Transfer or Exchange of Water

Mr. Stokes provided background on CCWA's existing transfer and exchange rules. He reviewed the rules adopted in 1996 by the CCWA Board of Directors, and noted those rules will remain in place as there is no overlap between the 1996 rules and the rules being implemented by the proposed Administrative Rules for the Transfer or Exchange of Water. He also reviewed other policies put in place by CCWA prior to CCWA Resolution 21-01 and the Water Management Amendment to the State Water Contract and noted those policies would be superseded by the proposed Administrative Rules.

He also reviewed the review process that CCWA has undertaken prior to proposing the Administrative Rules for approval and adoption – they have been reviewed by the Board and Operating Committees at meetings held in January, February and March of 2024, and comments provided have been incorporated in the rules being presented at this meeting. Mr. Stokes reviewed several minor edits made since the distribution of the meeting materials and provided a summary of the proposed Administrative Rules.

Following discussion, upon a motion by Director Clay, seconded by Director Sanchez and carried with Directors Borah, Clay, Coates, Friedman, Johnson, Sanchez and Springer in favor and none opposed the Board approved Resolution 24-02 Approving the Administrative Rules for the Transfer or Exchange of Water and found that pursuant to CEQA Guidelines Section 15061(b)(3) (the “common sense” exemption), the Board’s approval of the proposed Administrative Rules for the Transfer or Exchange of Water is exempt from CEQA because the Board’s approval of the proposed Administrative Rules for the Transfer or Exchange of Water does not have a potential for causing a significant effect on the environment.

C. Personnel Committee

Mr. Stokes stated the Personnel Committee met on April 11, 2024 reviewed the items being presented to the Board, and recommended approval of both items.

1. 2024 Review of Personnel Policy Manual

Mr. Jeff Dinkin, CCWA Personnel Attorney, provided a summary of the requested changes to the CCWA Personnel Policy Manual, noting with the exception of the Recharge Time, the changes were designed to comply with changes in the law.

The Board requested edits to address gender inclusivity throughout the policy, changes to who is considered a family member for bereavement leave and to the Recharge Time verbiage to provide additional clarification and parameters for how the time could be used.

Upon a motion by Director Borah, seconded by Director Springer and carried with Directors Borah, Clay, Coates, Friedman, Johnson, Sanchez and Springer in favor and none opposed the Board approved the proposed changes to the Personnel Policy Manual as outlined in Personnel Counsel’s memo dated March 14, 2024, with the exception of the Recharge Time change.

2. Employee Benefit Adjustments

Mr. Stokes reviewed the suggested changes to the CCWA Benefit package as outlined in the staff report included in the meeting materials.

Discussion took place related to the compensation philosophy of CCWA, which Mr. Stokes stated was to be mid-point within its comparator

agencies, and CCWA staff compensation is at mid-point. He noted that the 2022 Salary Survey had identified that CCWA is below its comparators in benefits and improving the overall benefit package would help retain existing and attract new staff.

Following discussion, upon a motion by Director Borah, seconded by Director Springer and carried with Directors Borah, Clay, Friedman, Johnson, Sanchez and Springer in favor and Director Coates opposed, the Board approved the benefit change suggestions and direct staff to work with Personnel Counsel to make appropriate changes to the CCWA Personnel Policy Manual and include the necessary amounts in the Final FY 2024/25 Budget.

Director Friedman stated due to time constraints the Budget discussion would be moved forward in the agenda.

F. Adoption of Final CCWA FY 2024/25 Budget

The Preliminary FY 2024/25 Budget was provided to the CCWA Board of Directors at its regular meeting on March 22, 2024. The proposed final FY 2024/25 Budget is \$60 million, or \$0.6 million more than the Preliminary FY 2024/25 Budget and \$2 million more than the final FY 2023/24 Budget of \$58 million.

Ms. Dessi Mladenova, CCWA Controller, provided an overview of CIP projects that have been added and removed from the budget and the dollar amounts involved in the changes.

Upon a motion by Director Springer, seconded by Director Coates and carried with Directors Borah, Clay, Coates, Friedman, Johnson, Sanchez and Springer in favor and none opposed the Board approved the Final FY 2024/25 Budget as outlined in the staff report and authorized CCWA staff to obtain bids for those projects included in the FY 2024/25 Budget which require formal bids.

D. FY 2023/24 Third Quarter Investment Report

Ms. Dessilava Mladenova, CCWA Controller, reported as of March 31, 2023 the investment portfolio totaled \$36.5 million and had an effective rate of return of 5.30% on an average daily balance for the month of March 2024 of about \$37.4 million. The investments were comprised of Montecito Bank & Trust money market accounts \$1.2 million and Charles Schwab market funds of \$35.3 million.

All investments during the quarter complied with the CCWA investment policy provisions and current pro forma projections indicate that the Authority will have sufficient cash with which to operate for the next six months.

Upon a motion by Director Coates, seconded by Director Sanchez and carried with Directors Clay, Coates, Friedman, Johnson, Sanchez and Springer in favor and none opposed the Board approved the third quarter FY 2023/24 investment report.

A. Annual Review of the CCWA Investment Policy

The investment policy was included in the Board materials and Ms. Mladenova reported the CCWA Investment Policy is prepared in conformance with Government Code Section 53630-53686 which addresses investment of surplus funds by local government agencies. There have been no significant changes in Government Code Section 53630-53686 since the last review of the CCWA Investment Policy and no changes were recommended.

B. State Water Contractors Report

The legal challenge to the State Water Contract extension has been completed and the validity of the contract extension amendment has been upheld. Also, there is a three day hearing by the State Water Resource Control Board planned for the Voluntary Agreements, now called the Agreements to Support Healthy Rivers and Landscapes, which indicates forward movement for the process of adoption of the Agreements.

C. Legislative Report

The report was included in the meeting materials for the information of the Board.

VII. Reports from Board Members for Information Only

There were no reports from Board members.

VIII. Items for Next Regular Meeting Agenda

IX. Date of Next Regular Meeting: May 23, 2024

X. Adjournment

The meeting was adjourned at 11:08 AM.

Respectfully submitted,

Elizabeth Watkins
Secretary to the Board



CENTRAL COAST WATER AUTHORITY

MEMORANDUM

October 16, 2024

TO: CCWA Board of Directors

FROM: David Beard
Deputy Director, Operations and Engineering

SUBJECT: Request for Approval of Carryover of Project Funds from FY 23/24 to FY 24/25
- \$2,510,121.53

Recommendation

Staff recommends that the Board:

1. Approve the carryover of project funds from FY 23/24 to FY 24/25 as follows and further described in this report:

Capitalized Projects	\$2,049,467.40
Expensed Projects	<u>\$460,654.13</u>
Total:	\$2,510,121.53

2. Find that pursuant to CEQA Guidelines Section 15061(b)(3) (the "common sense" exemption), the Board's authorization to carryover funds described in this Board Report does not have a potential for causing a significant effect on the environment.

SUMMARY

Projects are funded on a current year basis at CCWA. For projects that require more than one year to complete, CCWA staff must request authorization from the CCWA Board of Directors to carryover project funds from the prior fiscal year to the current fiscal year, which is the purpose of this report.

CAPITALIZED CARRYOVER PROJECTS

Resiliency Projects:

- **Seismic Joint Pipe Spools and Parts (C-22SMCJNT) - \$82,000 (33B) Capitalized Project:** Staff requests carryover of **\$82,000** to complete the procurement of spare pipe spools and parts for the seismic joint.
- **Seismic Joint Pipe Spools and Parts (C-20SMCJNT) - \$56,700 (33B) Capitalized Project:** Staff requests carryover of **\$36,429.58** to complete the procurement of spare pipe spools and parts for the seismic joint. Due to no response to Request for Bids issued in FY 21/22, this project will be re-bid at a later time.

- **SYII Pipe Spools (C-17PIPESP) - \$33,288.58 (SYII) Capitalized Project:** Staff requests carryover of **\$33,288.58** to complete the procurement of spare pipe spools and parts for Reach SYII. This project will be re-bid in at a later time.

Other Projects:

- **Carport (C-20CARPRT) - \$36,750 (WTP) – Capitalized Project.** Staff requests carryover of **\$22,215.25** to complete construction that is planned for a later date.
- **Granular Activated Carbon (GAC) Replacement for Filters #1, #3, and #5 (C-21GACFMR) – \$420,000 (WTP) Capitalized Project.** Staff requests carryover of **\$395,000**. This project was placed on hold due to inflationary pressure. In addition, the filter nozzles require service due to a buildup of precipitate.
- **Tank 5 Inlet Chemical Dosing Facility (C-22T5DOSE) – \$262,500 (MHII) Capitalized Project.** Staff requests carryover of **\$76,155.60** to complete this project, Work on this project will continue through procuring materials and services.
- **Engineering Support for Carport (C-22CARPRT) - \$52,500 (WTP/SYII) – Capitalized Project.** Staff requests carryover of **\$44,931.75** to complete construction that is planned for a later date.
- **OSHA Staircase Support for Tank 2/Tank 5/WTP (C-22STAIRS) - \$87,133 (33B/MHII/WTP) – Capitalized Project.** Staff requests carryover of **\$57,999.64** to complete this project. Specifications and design at 90%.
- **Nipomo Dosing Site (C-22NIPOMO) - \$ 468,500 (35/WTP) Capitalized Project:** Staff requests carryover of **\$50,000** into FY 24/25 to complete the project.
- **WTP Office Building (C-23WTPOFF) - \$714,000 (WTP) Capitalized Project:** Staff requests carryover of **\$670,331** into FY 24/25.
- **Actuators (C-23FILACT) - \$42,020 (WTP) Capitalized Project:** Staff requests carryover of **\$42,020** to complete the project in FY 24/25.
- **Granular Activated Carbon Filter Media Replacement (C-23GACFMR) - \$78,750 (WTP) Capitalized Project:** Staff requests carryover of **\$78,750** to complete procurement of the filter media.
- **SYPP Surge Tank Pedestal Repair (C-23SURGRP) - \$367,500 (SYII) Capitalized Project:** Staff requests carryover of **\$352,676.43** to complete the project in FY 24/25.
- **Mesa Verde Road Patch and Slurry Seal (C-23SLURRY) - \$ 76,266 (SYI) Capitalized Project:** Staff requests carryover of **\$64,171.57** to complete the work in FY 24/25.
- **Pneumatic Tire Lift Truck (Forklift) (C-23FRKLFT) - \$43,498 (DIST) Capitalized Project:** Staff requests carryover of **\$43,498** as the project has been completed in FY 24/25.

Total for Capitalized Projects:

\$ 2,049,467.40

Expensed Projects

- **Electrical Service of Switchgear (E-22SWITCH) - \$42,000.00 (WTP) – Expense Project:** Staff requests carryover of **\$42,000.00** to complete this project. Postponed to 2024 shutdown.
- **Lower Containment, Caustic Blending Pump and Fill Station Repair Lining (E-23LINING) - \$98,175 (WTP) – Expense Project:** Staff requests carryover of **\$98,175** to complete the project in FY 24/25
- **WTP Control Room Flooring and countertop (E-23CNTLRM) - \$26,250 (WTP) – Expense Project:** Staff requests carryover of **\$26,250** to complete the project in FY 24/25
- **Quantum IO Card Upgrade (E-23IOCARD) - \$85,050 (REACH 34) – Expense Project:** Staff requests carryover of **\$84,392.50** to complete the project during shutdown 2024.
- **Carpet Replacement for Suite B BAO and the Santa Ynez Pumping Plant (E-23CARPET) - \$31,500 (DIST/SYII) – Expense Project:** Staff requests carryover of **\$21,250** to complete the project in FY 24/25
- **Santa Ynez Pumping Plant (SYPP) Water Quality Instrumentation. (E-23WQINST) - \$56,700 (SYII) – Expense Project:** Staff requests carryover of **\$56,700** to complete the project in FY 24/25
- **Document Management System (E-23DOCSYS) - \$64,100 (ADM/DIST/WTP) – Expense Project:** Staff requests carryover of **\$23,304.50** to complete the project in FY 24/25
- **Financial System Software (E-23FINSYS) - \$84,100 (ADM) – Expense Project:** Staff requests carryover of **\$83,788.01** to complete the project in FY 24/25
- **Safety System Software (E-23SAFETY) - \$25,000 (ADM/DIST/WTP) – Expense Project:** Staff requests carryover of **\$24,794.12** to complete the project in FY 24/25

Total for Expensed Projects: \$460,654.13




CENTRAL COAST WATER AUTHORITY

MEMORANDUM

October 24, 2024

TO: CCWA Board of Directors

FROM: Ray A. Stokes
Executive Director 

SUBJECT: FY 2024/25 First Quarter Investment Report

SUMMARY

Attached is the first quarter FY 2024/25 investment report covering the three-month period of July to September 2024. In accordance with the CCWA Statement of Investment Policy, the quarterly report includes a statement of compliance of the portfolio with the investment policy and confirmation of the Authority's ability to meet expenditure requirements for the next six months.

DISCUSSION

As of September 30, 2024, the investment portfolio totaled \$66.2 million and had an effective rate of return of 5.14% on an average daily balance for the month of September 2024 of about \$68.9 million. The investments were comprised of Montecito Bank & Trust money market accounts of \$1.9 million, Charles Schwab market funds of \$38.9 million and Treasuries of \$25.4 million.

All investments during the quarter complied with the CCWA investment policy provisions.

CASH MANAGEMENT PRO FORMA PROJECTIONS

Current pro forma projections indicate that the Authority will have sufficient cash with which to operate for the next six months.

RECOMMENDATION

That the Board of Directors approve the first quarter FY 2024/25 investment report.


RAS
Attachments



Investment Portfolio Portfolio Management Portfolio Summary September 30, 2024

Investments	Par Value	Market Value	Book Value	% of Portfolio	Term	Days to Maturity	YTM 360 Equiv.	YTM 365 Equiv.
Pool-Money Market Accounts	1,950,337.43	1,950,337.43	1,950,337.43	2.94	1	1	1.756	1.780
T-Bills	25,660,000.00	25,422,324.25	25,422,324.25	38.36	181	65	5.339	5.413
Treasury Money Market fund account	38,903,483.21	38,903,483.21	38,903,483.21	58.70	1	1	5.040	5.110
Investments	66,513,820.64	66,276,144.89	66,276,144.89	100.00%	70	26	5.058	5.128

Total Earnings	September 30 Month Ending	Fiscal Year To Date
Current Year	290,917.65	966,255.64
Average Daily Balance	68,871,673.88	
Effective Rate of Return	5.14%	



 October 15, 2024

 Ray A. Stokes, Executive Director/Treasurer



**Investment Pool
Total Return
Sorted by Fund - Investment Number
July 1, 2024 - September 30, 2024
Yield on Time Weighted Value**

CUSIP	Investment #	Fund	Investment Class	Beginning Invested Value	Time Weighted Invested Value	Ending Invested Value	Maturity Date	Current Rate	Total Return	Investment Income		
										Interest Earned	Adjustment in Value	Net Investment Income
Fund: General Account												
SYS10.0000	10.0000	0000	Amortized	20,548,286.77	17,807,478.99	17,562,515.20		5.105	5.282	237,058.21	0.00	237,058.21
Subtotal				20,548,286.77	17,807,478.99	17,562,515.20			5.282	237,058.21	0.00	237,058.21
Fund: Credits Payable												
SYS70.BUEL	70.BUEL	CREDIT	Amortized	1.08	1.08	1.08		8.234	7.347	0.02	0.00	0.02
SYS70.CARP	70.CARP	CREDIT	Amortized	87.90	90.09	92.61		5.099	5.241	1.19	0.00	1.19
SYS70.CHORRO	70.CHORRO	CREDIT	Amortized	62.95	64.43	66.14		5.124	5.296	0.86	0.00	0.86
SYS70.GOLETA	70.GOLETA	CREDIT	Amortized	159.84	164.09	168.96		5.090	5.271	2.18	0.00	2.18
SYS70.GUAD	70.GUAD	CREDIT	Amortized	-2.72	-2.79	-2.90		4.211	4.269	-0.03	0.00	-0.03
SYS70.LACUMB	70.LACUMB	CREDIT	Amortized	5.33	5.36	5.40		4.461	4.443	0.06	0.00	0.06
SYS70.LOPEZ	70.LOPEZ	CREDIT	Amortized	136.43	139.64	143.36		5.150	5.285	1.86	0.00	1.86
SYS70.MONT	70.MONT	CREDIT	Amortized	98.80	101.22	104.01		5.121	5.252	1.34	0.00	1.34
SYS70.MORHRT	70.MORHRT	CREDIT	Amortized	14.38	15.09	15.87		5.374	5.259	0.20	0.00	0.20
SYS70.SBAR	70.SBAR	CREDIT	Amortized	9.07	9.12	9.19		5.240	5.222	0.12	0.00	0.12
SYS70.SBRC	70.SBRC	CREDIT	Amortized	1.62	1.65	1.68		7.186	7.226	0.03	0.00	0.03
SYS70.SHAN	70.SHAN	CREDIT	Amortized	16.32	16.70	17.15		4.941	5.226	0.22	0.00	0.22
SYS70.SLOC	70.SLOC	CREDIT	Amortized	0.00	-0.09	-0.09		0.698		0.00	0.00	0.00
SYS70.SMARIA	70.SMARIA	CREDIT	Amortized	39.59	39.79	40.11		5.104	5.284	0.53	0.00	0.53
SYS70.SOCAL	70.SOCAL	CREDIT	Amortized	-2.06	-2.11	-2.20		5.556	5.629	-0.03	0.00	-0.03
SYS70.SOLV	70.SOLV	CREDIT	Amortized	15.00	15.07	15.19		4.756	5.264	0.20	0.00	0.20
SYS70.SYNEZ	70.SYNEZ	CREDIT	Amortized	2,203.54	2,261.23	2,327.52		5.105	5.279	30.09	0.00	30.09
SYS70.VAFB	70.VAFB	CREDIT	Amortized	495.89	511.77	529.74		5.107	5.272	6.80	0.00	6.80
Subtotal				3,342.96	3,431.34	3,532.82			5.277	45.64	0.00	45.64
Fund: DWR & Warren Act Deposits												
SYS60.BUEL	60.BUEL	DWR	Amortized	677,911.14	525,059.00	395,035.33		5.105	5.280	6,987.57	0.00	6,987.57
SYS60.CARP	60.CARP	DWR	Amortized	2,618,484.63	2,075,122.63	1,586,563.23		5.105	5.280	27,615.15	0.00	27,615.15
SYS60.GOLETA	60.GOLETA	DWR	Amortized	6,407,919.34	5,046,760.74	3,465,758.15		5.105	5.280	67,159.82	0.00	67,159.82
SYS60.GUAD	60.GUAD	DWR	Amortized	577,253.92	470,806.58	444,555.51		5.105	5.280	6,265.83	0.00	6,265.83
SYS60.LACUMB	60.LACUMB	DWR	Amortized	1,334,681.37	996,971.05	782,181.08		5.105	5.280	13,267.70	0.00	13,267.70
SYS60.MONT	60.MONT	DWR	Amortized	3,741,020.17	3,140,948.24	2,503,318.51		5.105	5.278	41,786.75	0.00	41,786.75

Investment Pool
Total Return
Sorted by Fund - Investment Number

CUSIP	Investment #	Fund	Investment Class	Beginning Invested Value	Time Weighted Invested Value	Ending Invested Value	Maturity Date	Current Rate	Total Return	Investment Income		
										Interest Earned	Adjustment in Value	Net Investment Income
Fund: DWR & Warren Act Deposits												
SYS60.MORHRT	60.MORHRT	DWR	Amortized	252,463.18	207,680.08	176,885.71		5.105	5.279	2,763.39	0.00	2,763.39
SYS60.SBAR	60.SBAR	DWR	Amortized	3,931,867.19	3,098,333.10	2,365,171.88		5.105	5.280	41,231.73	0.00	41,231.73
SYS60.SBRC	60.SBRC	DWR	Amortized	225,101.29	246,306.58	352,682.87		5.105	5.264	3,267.99	0.00	3,267.99
SYS60.SMARIA	60.SMARIA	DWR	Amortized	18,494,590.90	13,983,601.37	10,797,328.73		5.105	5.280	186,094.46	0.00	186,094.46
SYS60.SOCAL	60.SOCAL	DWR	Amortized	608,363.66	463,183.82	348,598.89		5.105	5.280	6,164.69	0.00	6,164.69
SYS60.SOLV	60.SOLV	DWR	Amortized	1,752,601.58	1,329,830.08	956,151.24		5.105	5.280	17,698.78	0.00	17,698.78
SYS60.SYNEZ	60.SYNEZ	DWR	Amortized	766,224.96	588,426.12	412,982.82		5.105	5.281	7,832.54	0.00	7,832.54
SYS60.VAFB	60.VAFB	DWR	Amortized	7,804,609.74	6,363,636.18	5,194,743.56		5.105	5.279	84,681.23	0.00	84,681.23
			Subtotal	49,193,093.07	38,536,665.57	29,781,957.51			5.280	512,817.63	0.00	512,817.63
Fund: Escrow Deposits												
SYS65.MORHRT	65.MORHRT	ESCROW	Amortized	413,170.46	414,492.16	416,892.40		5.105	5.278	5,514.18	0.00	5,514.18
SYS65.SBRC	65.SBRC	ESCROW	Amortized	110,167.03	110,517.78	111,156.01		5.105	5.278	1,470.28	0.00	1,470.28
			Subtotal	523,337.49	525,009.94	528,048.41			5.278	6,984.46	0.00	6,984.46
Fund: DWR Reserve Fund												
SYS45.AVBCH	45.AVBCH	NARES	Amortized	0.00	0.00	0.00		3.364		0.00	0.00	0.00
SYS45.AVLWTR	45.AVLWTR	NARES	Amortized	0.00	0.00	0.00		3.576		0.00	0.00	0.00
SYS45.BUEL	45.BUEL	NARES	Amortized	141,308.06	141,757.32	142,575.30		5.105	5.278	1,885.86	0.00	1,885.86
SYS45.CAMC	45.CAMC	NARES	Amortized	0.00	0.00	0.00		3.349		0.00	0.00	0.00
SYS45.CARP	45.CARP	NARES	Amortized	0.00	0.00	0.00		3.359		0.00	0.00	0.00
SYS45.CUESTA	45.CUESTA	NARES	Amortized	0.00	0.00	0.00		3.300		0.00	0.00	0.00
SYS45.GOLETA	45.GOLETA	NARES	Amortized	0.00	0.00	0.00		3.359		0.00	0.00	0.00
SYS45.GUAD	45.GUAD	NARES	Amortized	149,291.92	149,766.58	150,630.80		5.105	5.278	1,992.42	0.00	1,992.42
SYS45.LACUMB	45.LACUMB	NARES	Amortized	202,994.55	203,639.85	204,814.82		5.105	5.278	2,709.12	0.00	2,709.12
SYS45.MONT	45.MONT	NARES	Amortized	0.00	0.00	0.00		3.359		0.00	0.00	0.00
SYS45.MORBAY	45.MORBAY	NARES	Amortized	0.00	0.00	0.00		3.359		0.00	0.00	0.00
SYS45.MORHRT	45.MORHRT	NARES	Amortized	52,082.50	52,248.06	52,549.52		5.105	5.278	695.08	0.00	695.08
SYS45.OCEANO	45.OCEANO	NARES	Amortized	0.00	0.00	0.00		3.352		0.00	0.00	0.00
SYS45.PISMO	45.PISMO	NARES	Amortized	0.00	0.00	0.00		3.365		0.00	0.00	0.00
SYS45.SBAR	45.SBAR	NARES	Amortized	456,463.75	457,915.10	460,557.51		5.105	5.278	6,091.87	0.00	6,091.87
SYS45.SBRC	45.SBRC	NARES	Amortized	13,019.81	13,061.20	13,136.56		5.105	5.278	173.76	0.00	173.76
SYS45.SHAN	45.SHAN	NARES	Amortized	0.00	0.00	0.00		3.305		0.00	0.00	0.00
SYS45.SLOC	45.SLOC	NARES	Amortized	0.00	0.00	0.00		3.347		0.00	0.00	0.00
SYS45.SLSCHL	45.SLSCHL	NARES	Amortized	0.00	0.00	0.00		2.931		0.00	0.00	0.00
SYS45.SMARIA	45.SMARIA	NARES	Amortized	4,453,885.11	4,468,045.99	4,493,828.38		5.105	5.278	59,440.58	0.00	59,440.58

Investment Pool
Total Return
Sorted by Fund - Investment Number

CUSIP	Investment #	Fund	Investment Class	Beginning Invested Value	Time Weighted Invested Value	Ending Invested Value	Maturity Date	Current Rate	Total Return	Investment Income		
										Interest Earned	Adjustment in Value	Net Investment Income
Fund: DWR Reserve Fund												
SYS45.SMGLTO	45.SMGLTO	NARES	Amortized	0.00	0.00	0.00		3.322		0.00	0.00	0.00
SYS45.SOCAL	45.SOCAL	NARES	Amortized	97,258.80	97,568.05	98,131.08		5.105	5.278	1,297.99	0.00	1,297.99
SYS45.SOLV	45.SOLV	NARES	Amortized	389,364.76	390,602.61	392,856.41		5.105	5.278	5,196.37	0.00	5,196.37
SYS45.SYNEZ	45.SYNEZ	NARES	Amortized	133,264.08	133,687.91	134,459.48		5.105	5.278	1,778.52	0.00	1,778.52
SYS45.VAFB	45.VAFB	NARES	Amortized	0.00	0.00	0.00		3.359		0.00	0.00	0.00
Subtotal				6,088,933.34	6,108,292.67	6,143,539.86			5.278	81,261.57	0.00	81,261.57
Fund: O&M Reserve Fund												
35.BUEL	35.BUEL	O&M	Amortized	30,166.54	30,262.46	30,437.10		5.105	5.278	402.60	0.00	402.60
35.CARP	35.CARP	O&M	Amortized	104,432.60	104,765.96	105,371.89		5.105	5.278	1,393.76	0.00	1,393.76
35.GOLETA	35.GOLETA	O&M	Amortized	234,974.29	235,724.41	237,087.83		5.105	5.278	3,135.96	0.00	3,135.96
35.GUAD	35.GUAD	O&M	Amortized	28,705.19	28,796.46	28,962.64		5.105	5.278	383.09	0.00	383.09
35.LACUMB	35.LACUMB	O&M	Amortized	52,186.56	52,352.50	52,654.61		5.105	5.278	696.47	0.00	696.47
35.MONT	35.MONT	O&M	Amortized	156,657.99	157,158.28	158,067.46		5.105	5.278	2,090.75	0.00	2,090.75
35.MORHRT	35.MORHRT	O&M	Amortized	10,443.81	10,477.31	10,538.07		5.105	5.278	139.39	0.00	139.39
35.SBAR	35.SBAR	O&M	Amortized	156,577.55	157,075.42	157,981.86		5.105	5.278	2,089.65	0.00	2,089.65
35.SBRC	35.SBRC	O&M	Amortized	2,610.59	2,618.91	2,634.04		5.103	5.276	34.83	0.00	34.83
35.SMARIA	35.SMARIA	O&M	Amortized	845,636.89	848,329.34	853,228.52		5.105	5.278	11,285.74	0.00	11,285.74
35.SOCAL	35.SOCAL	O&M	Amortized	26,096.26	26,179.24	26,330.31		5.105	5.278	348.27	0.00	348.27
35.SOLV	35.SOLV	O&M	Amortized	78,286.88	78,535.81	78,989.01		5.105	5.278	1,044.80	0.00	1,044.80
35.SYNEZ	35.SYNEZ	O&M	Amortized	26,108.14	26,191.48	26,342.97		5.105	5.278	348.44	0.00	348.44
35.VAFB	35.VAFB	O&M	Amortized	287,195.05	288,112.89	289,780.38		5.105	5.278	3,832.91	0.00	3,832.91
Subtotal				2,040,078.34	2,046,580.47	2,058,406.69			5.278	27,226.66	0.00	27,226.66
Fund: Rate Coverage Reserve Fund												
40.BUEL	40.BUEL	RATE	Amortized	280,294.15	281,185.40	282,808.02		5.105	5.278	3,740.74	0.00	3,740.74
40.CARP	40.CARP	RATE	Amortized	877,205.06	880,005.17	885,094.80		5.105	5.278	11,707.13	0.00	11,707.13
40.GUAD	40.GUAD	RATE	Amortized	194,800.35	195,420.10	196,548.17		5.105	5.278	2,599.77	0.00	2,599.77
40.LACUMB	40.LACUMB	RATE	Amortized	408,276.78	409,575.00	411,938.54		5.105	5.278	5,448.78	0.00	5,448.78
40.MONT	40.MONT	RATE	Amortized	1,524,231.45	1,529,097.36	1,537,941.55		5.105	5.278	20,342.31	0.00	20,342.31
40.OCEANO	40.OCEANO	RATE	Amortized	-0.02	-0.02	-0.02		0.631		0.00	0.00	0.00
40.SHAN	40.SHAN	RATE	Amortized	16,026.87	16,077.99	16,170.95		5.105	5.278	213.89	0.00	213.89
40.SMARIA	40.SMARIA	RATE	Amortized	5,271,287.30	5,288,113.73	5,318,698.25		5.105	5.278	70,350.31	0.00	70,350.31
40.SOLV	40.SOLV	RATE	Amortized	644,594.62	646,644.23	650,375.79		5.105	5.278	8,602.62	0.00	8,602.62
40.SYNEZ	40.SYNEZ	RATE	Amortized	470,278.75	471,779.93	474,508.53		5.105	5.278	6,276.31	0.00	6,276.31
Subtotal				9,686,995.31	9,717,898.89	9,774,084.58			5.278	129,281.86	0.00	129,281.86

**Investment Pool
Total Return
Sorted by Fund - Investment Number**

CUSIP	Investment #	Fund	Investment Class	Beginning Invested Value	Time Weighted Invested Value	Ending Invested Value	Maturity Date	Current Rate	Total Return	Investment Income		
										Interest Earned	Adjustment in Value	Net Investment Income
			Total	88,084,067.28	74,745,357.87	65,852,085.07			5.280	994,676.03	0.00	994,676.03
							Components of Return:	Interest:	5.280			
								Amortization:				
								Market Value:				



CENTRAL COAST WATER AUTHORITY

MEMORANDUM

October 17, 2024

TO: CCWA Board of Directors
CCWA Operating Committee

FROM: Ray Stokes
Executive Director

SUBJECT: CCWA Meeting Dates for 2025

Following are the scheduled meeting dates for 2025. If you have any questions, please call me at (805) 688-2292 extension 214 or Lisa at extension 219.

MONTH (2025)	OPERATING COMMITTEE	BOARD
JANUARY	JANUARY 9	JANUARY 23
FEBRUARY	-	FEBRUARY 27
MARCH	MARCH 13	MARCH 27
APRIL	-	APRIL 24
MAY	-	MAY 22
JUNE	-	JUNE 26
JULY	JULY 10	JULY 24
AUGUST	-	AUGUST 28
SEPTEMBER	-	SEPTEMBER 25
OCTOBER	OCTOBER 9	OCTOBER 23
NOVEMBER	-	*
DECEMBER	-	*

* November and December regular Board meetings are not scheduled due to Thanksgiving and Christmas holidays as well as conflicts with State Water Contractors Board of Directors meetings. Special meetings will be scheduled if needed.

All meetings are held at the CCWA office at 255 Industrial Way, Buellton, California.

cc: CCWA Staff and Consultants

State Water Contractors Legislative Update



October 16, 2024

1

State Legislature

- **August 31:** Regular session legislative activity concluded
 - Special session on gasoline pricing began on September 18 – concluded on 10/14
- **September 30:** Deadline for Governor to act on bills
- **November 5:** Statewide general election
- **December 2:** 2025-26 legislative session convenes



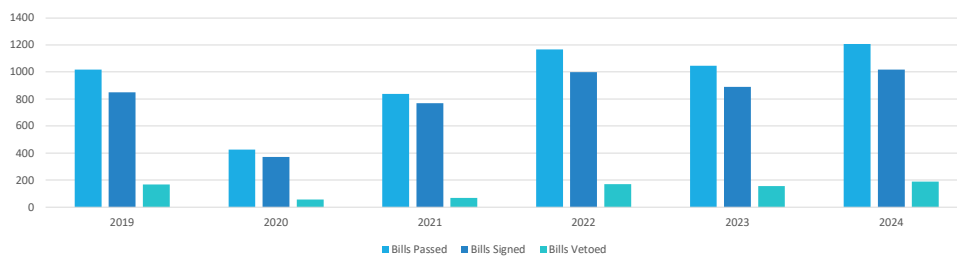
2

2

Governor's Final Action on Legislation

YEAR	BILLS PASSED	BILLS SIGNED	BILLS VETOED	VETO RATE
2024	1,206	1,017	189	15.7%
2023	1,046	890	156	14.9%
2022	1,166	997	169	14.5%
2021	836	769	67	8.0%
2020	425	370	55	13.0%
2019	1,016	848	168	16.5%

Governor Newsom Action on Bills



Avg veto rate over Governor Newsom's term = 13.8%

3

SWC Position Bills

Bill/Author	Summary	Status	SWC Position
AB 460 (Bauer-Kahan)	Enhances fees and penalties for illegal diversions of water	Chapter 342, Statutes of 2024	SUPPORT
AB 1337 (Wicks)	Would have authorized the SWRCB to issue a curtailment order for any diversion under any water year type	Failed passage	OPPOSE
AB 1567 (Garcia)	Would have placed a \$15.995 B resources and climate resilience bond on the March 2024 primary election ballot	Failed passage	SUPPORT IF AMENDED
AB 1798 (Papan)	Would have required CalTrans (w/SWRCB) to develop a process to prevent 6PPD and 6PPD-quinone from entering surface waters	Failed passage	SUPPORT
AB 2409 (Papan)	Would have required OPR to create and maintain a permitting accountability transparency website (dashboard)	Failed passage	SUPPORT
SB 366 (Caballero)	Would have required DWR to develop long-term water supply planning targets	Vetoed*	SUPPORT
SB 867 (Allen)	Places a \$10 B climate resilience bond on the November 5, 2024 General Election ballot	Chapter 83, Statutes of 2024	NEUTRAL
SB 1390 (Caballero)	Would have clarified the statutory framework for diversion of flood flows for groundwater recharge	Failed passage	SUPPORT

***SB 366 veto message:** Substantial ongoing costs for DWR, SWRCB, and other state agencies and departments. An approach "that creates such significant costs must be considered in the context of the annual budget."

4

2025-26 Legislative Session: Look Ahead

- Preliminary concepts and ideas for SWC active engagement legislatively in 2025:
 - Re-introduction/co-sponsorship of SB 1390 – Version 2.0**
 - Letter to Assembly Agriculture and Assembly Water, Parks, and Wildlife Committees outlining/framing SWC perspectives and position
 - Energy-water nexus issues** – actively charting path toward 2035 renewables target through lens of affordability
 - Offense:
 - Exploring opportunities to expedite development of behind-the-meter renewables for SWP
 - Exploring TAC options to recognize time-of-use characteristics
 - Defense:
 - Protection of Oroville pumped hydropower storage project funding in GGRF
 - Resist imposition of costly new renewables on SWP
 - Protection of HRL funding in State Budget** (LAO reporting on HRL – timing uncertain)



October 8, 2024

Honorable Estrella Soto, Chair
Assembly Agriculture Committee
1025 N Street, Room 302
Sacramento, CA 95814

Honorable Diane Papan, Chair
Assembly Water, Parks, and Wildlife Committee
1025 N Street, Room 100
Sacramento, CA 95814

RE: Diversion of Flood Flows for Groundwater Recharge

Dear Chairs Soto and Papan:

On behalf of the State Water Contractors (SWC) and the San Luis & Delta-Mendota Water Authority (SLDMWA), we wanted to share some additional perspectives related to the issues raised and discussed during your Joint Hearing on Monday on September 17 related to groundwater recharge. While we are certainly pleased with the elevated discourse on this important policy issue, we want to ensure that you have the benefit of the full range of perspectives and policy implications associated with balancing the opportunities for groundwater recharge to improve California's water resilience, protection of communities from flood events, and retaining the integrity of California's water rights priority structure.

5

5

SWC Fall 2024 State Legislative Gameplan

- Early engagement on potential legislative concepts to make determinations:
 - Go/No-go
 - Partners – co-sponsors
 - Strategy development
 - Development of advocacy support materials
- Potential legislative staff briefing to elevate/support advancement of any potential legislative concepts that the SWC would like to advance in 2025
- Identify, engage, and actively nurture SWP “champions” in the Legislature
- Look to strengthen and grow relationships with SWC partners/allies



6

6

2024 General Election Preview

- California State Assembly
 - Current Assembly Composition
 - 62 Democrats
 - 17 Republicans
 - 1 Vacancy (formerly Republican seat)
 - Election transition
 - 19 Democrats vacating Assembly seat
 - 4 Republicans vacating Assembly seat
- California State Senate
 - Current Senate Composition
 - 31 Democrats
 - 9 Republicans
 - Election transition
 - 9 Democrats vacating Senate seat
 - 2 Republicans vacating Senate seat



Nearly 30% of the entire State Legislature will change-over in the 2024 general election!

7

7

2024 General Election Ballot Preview

- **10 ballot measures** on the 2024 General Election ballot
 - **Proposition 2:** \$10 billion school construction and modernization general obligation bond
 - **Proposition 3:** Reaffirm the right of same-sex couples to marry
 - **Proposition 4: \$10 billion climate resilience general obligation bond**
 - **PPIC polling (Sept 19): Yes = 65% No = 33%**
 - **Proposition 5:** Lower voter approval requirements for local housing and infrastructure bonds
 - **Proposition 6:** Limit forced labor in state prisons
 - **Proposition 32:** Raise the state minimum wage to \$18/hour
 - **Proposition 33:** Allow local governments to impose rent controls
 - **Proposition 34:** Require certain health providers to use nearly all revenue from a federal prescription drug program on patient care
 - **Proposition 35:** Make permanent a tax on managed health care insurance plans
 - **Proposition 36:** Increase penalties for theft and drug trafficking

8

8

QUESTIONS?

State Water Contractors - Priority 1 10/14/2024

AB 460 (**Bauer-Kahan D**) **State Water Resources Control Board: water rights and usage: civil penalties.**

Current Text: Chaptered: 9/22/2024 [html](#) [pdf](#)

Introduced: 2/6/2023

Last Amend: 8/15/2024

Status: 9/22/2024-Chaptered by Secretary of State - Chapter 342, Statutes of 2024

Location: 9/22/2024-A. CHAPTERED

Desk	Policy	Fiscal	Floor	Desk	Policy	Fiscal	Floor	Conf. Conc.	Enrolled	Vetoed	Chaptered
1st House				2nd House							

Summary: Under current law, the diversion or use of water other than as authorized by specified provisions of law is a trespass, subject to specified civil liability. This bill would require the State Water Resources Control Board to adjust for inflation, by January 1 of each year, beginning in 2026, the amounts of civil and administrative liabilities or penalties imposed by the board or in water right actions brought at the request of the board, as specified.

Organization	Position	Priority	Misc1	Misc2
State Water Contractors	SWC - S	Priority 1		
			ACWA - W	CMUA - S

AB 1272 (**Wood D**) **State Water Resources Control Board: drought planning.**

Current Text: Vetoed: 7/18/2024 [html](#) [pdf](#)

Introduced: 2/16/2023

Last Amend: 9/1/2023

Status: 7/18/2024-Vetoed by Governor.

Location: 7/18/2024-A. VETOED

Desk	Policy	Fiscal	Floor	Desk	Policy	Fiscal	Floor	Conf. Conc.	Enrolled	Vetoed	Chaptered
1st House				2nd House							

Summary: Would require the State Water Resources Control Board, in consultation with the Department of Fish and Wildlife, to adopt principles and guidelines for diversion and use of water in coastal watersheds, as specified, during times of water shortage for drought preparedness and climate resiliency. The bill would require that the principles and guidelines allow for the development of locally generated watershed-level plans to support public trust uses, public health and safety, and the human right to water in times of water shortage, among other things. The bill also would require the state board, prior to adopting those principles and guidelines, to allow for public comment and hearing, as provided. The bill would make the implementation of these provisions contingent upon an appropriation of funds by the Legislature for this purpose.

Organization	Position	Priority	Misc1	Misc2
State Water Contractors	SWC - W	Priority 1		
				CMUA - W

AB 1581 (**Kalra D**) **Conservation: Restoration Management Permit Act and California State Safe Harbor Agreement Program Act.**

Current Text: Chaptered: 9/27/2024 [html](#) [pdf](#)

Introduced: 2/17/2023

Last Amend: 8/23/2024

Status: 9/27/2024-Approved by the Governor. Chaptered by Secretary of State - Chapter 681, Statutes of 2024.

Location: 9/27/2024-A. CHAPTERED

Desk	Policy	Fiscal	Floor	Desk	Policy	Fiscal	Floor	Conf. Conc.	Enrolled	Vetoed	Chaptered
1st House				2nd House							

Summary: The Lake and Streambed Alteration Program prohibits an entity from substantially diverting or obstructing the natural flow of, or substantially changing or using any material from the bed, channel, or bank of, any river, stream, or lake, or from depositing certain material where it may pass into any river, stream, or lake, unless certain requirements are met, as provided. Current law also prohibits the take or possession of certain species, including, among others, a fully protected fish, except as provided. This bill, the Restoration Management Permit Act, would authorize the department to (1) issue a restoration management permit to authorize the take, possession, import, or export of any species or subspecies of fish, wildlife, or plants in association with a management or propagation

project that, among other things, has the primary purpose of restoring native fish, wildlife, plants, or their habitat and (2) authorize any impacts to fish and wildlife resources as a result of activities otherwise subject to the Lake and Streambed Alteration Program, as provided. The bill would exempt these management or restoration projects from various legal requirements, including, among others, the above-described prohibitions regarding the take or possession of fully protected fish, as specified. The bill would authorize the department to develop permit applications for restoration management permits and would require permit applications to contain specified information.

Organization	Position	Priority	Misc1	Misc2
State Water Contractors	SWC - W	Priority 1		
			ACWA - F&A	

AB 1921 (Papan D) Energy: renewable electrical generation facilities: definition.

Current Text: Chaptered: 9/25/2024 [html](#) [pdf](#)

Introduced: 1/25/2024

Last Amend: 5/16/2024

Status: 9/25/2024-Approved by the Governor. Chaptered by Secretary of State - Chapter 556, Statutes of 2024.

Location: 9/25/2024-A. CHAPTERED

Desk	Policy	Fiscal	Floor	Desk	Policy	Fiscal	Floor	Conf. Conc.	Enrolled	Vetoed	Chaptered
1st House				2nd House							

Summary: Current law defines a "renewable electrical generation facility" as a facility that uses biomass, solar thermal, photovoltaic, wind, geothermal, fuel cells using renewable fuels, small hydroelectric generation of 30 megawatts or less, digester gas, municipal solid waste conversion, landfill gas, ocean wave, ocean thermal, or tidal current, and that meets other specified requirements. Current law incorporates that definition into various programs, including the California Renewables Portfolio Standard Program, which requires the Public Utilities Commission to establish a renewables portfolio standard requiring all retail sellers, as defined, to procure a minimum quantity of electricity products from electrical generating facilities that meet the definition of "renewable electrical generation facility," and the net energy metering program, in which residential customers, small commercial customers, and commercial, industrial, or agricultural customers of an electrical utility, who use a renewable electrical generation facility, are eligible to participate, as specified. This bill would revise the definition of "renewable electrical generation facility" to include a facility that uses fuel cells or linear generators that use specified fuels.

Organization	Position	Priority	Misc1	Misc2
State Water Contractors	SWC - W	Priority 1		
				CMUA - W

AB 2661 (Soria D) Electricity: Westlands Water District.

Current Text: Chaptered: 9/25/2024 [html](#) [pdf](#)

Introduced: 2/14/2024

Last Amend: 8/23/2024

Status: 9/25/2024-Approved by the Governor. Chaptered by Secretary of State - Chapter 573, Statutes of 2024.

Location: 9/25/2024-A. CHAPTERED

Desk	Policy	Fiscal	Floor	Desk	Policy	Fiscal	Floor	Conf. Conc.	Enrolled	Vetoed	Chaptered
1st House				2nd House							

Summary: Would authorize the Westlands Water District to provide, generate, and deliver solar photovoltaic or hydroelectric electricity and to construct, operate, and maintain works, facilities, improvements, and property necessary or convenient for generating and delivering that electricity. The bill would require the district to use the electricity for the district's own purposes, and the bill would authorize the district to sell surplus electricity to a public or private entity engaged in the distribution or sale of electricity. The bill would also authorize the district to construct, operate, and maintain energy storage systems and electric transmission lines, and to construct, operate, and maintain works, facilities, improvements, and property necessary or convenient for the operation of the energy storage system and electric transmission lines, within the boundaries of the district, as specified. The bill would require the district to report the amount of income, and the purposes for expenditure of that income, from these electricity facilities in a specified report. The bill would require the district to establish a community benefits agreement plan for a specified electrical infrastructure development plan and related transmission and other electrical projects, as provided. This bill would make legislative findings and declarations as to the necessity of a special statute for the Westlands Water District.

Organization	Position	Priority

State Water Contractors	SWC - W	Priority 1	Misc1	Misc2
			ACWA - F&A	CMUA - W

AB 2875 (Friedman D) Wetlands: state policy.

Current Text: Chaptered: 9/25/2024 [html](#) [pdf](#)

Introduced: 2/15/2024

Last Amend: 8/21/2024

Status: 9/25/2024-Chaptered by Secretary of State - Chapter 579, Statutes of 2024

Location: 9/25/2024-A. CHAPTERED

Desk	Policy	Fiscal	Floor	Desk	Policy	Fiscal	Floor	Conf. Conc.	Enrolled	Vetoed	Chaptered
1st House				2nd House							

Summary: The Keene-Nejedly California Wetlands Preservation Act requires the Natural Resources Agency to prepare a plan for the acquisition, protection, preservation, restoration, and enhancement of wetlands, including funding requirements and the priority status of specific proposed wetlands projects. By Executive Order No. W-59-93, former Governor Pete Wilson declared it to be the policy of the state that its Comprehensive Wetlands Policy rests on three primary objectives, including the objective of ensuring no overall net loss and long-term net gain in the quantity, quality, and permanence of wetlands acreage and values, as provided. This bill would declare that it is the policy of the state to ensure no net loss and long-term gain in the quantity, quality, and permanence of wetlands acreage and values in California.

Organization	Position	Priority	Misc1	Misc2
State Water Contractors	SWC - W	Priority 1		

SB 366 (Caballero D) The California Water Plan: long-term supply targets.

Current Text: Vetoed: 9/25/2024 [html](#) [pdf](#)

Introduced: 2/8/2023

Last Amend: 8/22/2024

Status: 9/25/2024-Vetoed by the Governor. In Senate. Consideration of Governor's veto pending.

Location: 9/25/2024-S. VETOED

Desk	Policy	Fiscal	Floor	Desk	Policy	Fiscal	Floor	Conf. Conc.	Enrolled	Vetoed	Chaptered
1st House				2nd House							

Summary: Current law requires the Department of Water Resources to update every 5 years the plan for the orderly and coordinated control, protection, conservation, development, and use of the water resources of the state, which is known as "The California Water Plan." Current law requires the department to include a discussion of various strategies in the plan update, including, but not limited to, strategies relating to the development of new water storage facilities, water conservation, water recycling, desalination, conjunctive use, water transfers, and alternative pricing policies that may be pursued in order to meet the future needs of the state. Current law requires the department to establish an advisory committee to assist the department in updating the plan. This bill would revise and recast certain provisions regarding The California Water Plan to, among other things, require the department to expand the membership of the advisory committee to include tribes, labor, and environmental justice interests. The bill would require the department, as part of the 2033 update to the plan, to update the interim planning target for 2050, as provided. The bill would require the target to consider the identified and future water needs for all beneficial uses and ensure safe drinking water for all Californians, among other things.

Organization	Position	Priority	Misc1	Misc2
State Water Contractors	SWC - S	Priority 1	ACWA - S	CMUA - Sponsor

SB 867 (Allen D) Safe Drinking Water, Wildfire Prevention, Drought Preparedness, and Clean Air Bond Act of 2024.

Current Text: Chaptered: 7/3/2024 [html](#) [pdf](#)

Introduced: 2/17/2023

Last Amend: 6/29/2024

Status: 7/3/2024-Chaptered by Secretary of State - Chapter 83, Statutes of 2024

Location: 7/3/2024-S. CHAPTERED

Desk	Policy	Fiscal	Floor	Desk	Policy	Fiscal	Floor	Conf. Conc.	Enrolled	Vetoed	Chaptered
1st House				2nd House							

Summary: Would enact the Safe Drinking Water, Wildfire Prevention, Drought Preparedness, and Clean Air Bond Act of 2024, which, if approved by the voters, would authorize the issuance of bonds in the amount of \$10,000,000,000 pursuant to the State General Obligation Bond Law to finance projects for safe drinking water, drought, flood, and water resilience, wildfire and forest resilience, coastal resilience, extreme heat mitigation, biodiversity and nature-based climate solutions, climate-smart, sustainable, and resilient farms, ranches, and working lands, park creation and outdoor access, and clean air programs.

Organization	Position	Priority	Misc1	Misc2
State Water Contractors	SWC - S/A	Priority 1	ACWA - S/A	CMUA - S&A

SB 984

(Wahab D) Public agencies: project labor agreements.

Current Text: Vetoed: 9/29/2024 [html](#) [pdf](#)

Introduced: 1/29/2024

Last Amend: 8/19/2024

Status: 9/29/2024-Vetoed by the Governor. In Senate. Consideration of Governor's veto pending.

Location: 9/29/2024-S. VETOED

Desk	Policy	Fiscal	Floor	Desk	Policy	Fiscal	Floor	Conf. Conc.	Enrolled	Vetoed	Chaptered
1st House				2nd House							

Summary: Current law establishes procedures for state agencies to enter into contracts for goods and services, including generally requiring that certain contracts by a state agency, including, but not limited to, contracts for the construction, alteration, improvement, repair, or maintenance of property, be approved by the Department of General Services. Current law authorizes a public entity to use, enter into, or require contractors to enter into, a project labor agreement, as defined, for a construction project, if the agreement includes specified taxpayer protection provisions. This bill would require the Judicial Council and the California State University, by January 1, 2027, to identify and select a minimum of 3 major state construction projects that are required to be subject to the requirements of a project labor agreement, as specified, and would define various terms for these purposes. The bill would require the Judicial Council and the California State University, on or before January 1, 2027, to each submit a report to the Legislature regarding the selection of projects, as specified.

Organization	Position	Priority	Misc1	Misc2
State Water Contractors	SWC - W	Priority 1		

SB 1156

(Hurtado D) Groundwater sustainability agencies: conflicts of interest: financial interest disclosures.

Current Text: Chaptered: 9/22/2024 [html](#) [pdf](#)

Introduced: 2/14/2024

Last Amend: 6/18/2024

Status: 9/22/2024-Chaptered by Secretary of State - Chapter 458, Statutes of 2024

Location: 9/22/2024-S. CHAPTERED

Desk	Policy	Fiscal	Floor	Desk	Policy	Fiscal	Floor	Conf. Conc.	Enrolled	Vetoed	Chaptered
1st House				2nd House							

Summary: The Political Reform Act of 1974 prohibits a public official from making, participating in making, or attempting to use their official position to influence a governmental decision in which they know or have reason to know that they have a financial interest, as defined. The act requires specified public officials, including elected state officers, judges and court commissioners, members of certain boards and commissions, other state and local public officials, and candidates for these positions to file statements of economic interests, annually and at other specified times, that disclose their investments, interests in real property, income, and business positions. The Fair Political Practices Commission is the filing officer for such statements filed by statewide elected officers and candidates and other specified public officials. This bill would require members of the board of directors and the executive, as defined, of a groundwater sustainability agency to file statements of economic interests, according to the filing requirements described above, with the Fair Political Practices Commission using the Commission's online system for filing statements of economic interests.

Organization	Position	Priority	Misc1	Misc2
State Water Contractors	SWC - W	Priority 1	ACWA - W&A	CMUA - W

SB 1162 (Cortese D) Public contracts: employment compliance reports: apprenticeship programs.

Current Text: Chaptered: 9/28/2024 [html](#) [pdf](#)

Introduced: 2/14/2024

Last Amend: 8/22/2024

Status: 9/28/2024-Approved by the Governor. Chaptered by Secretary of State. Chapter 882, Statutes of 2024.

Location: 9/28/2024-S. CHAPTERED

Desk	Policy	Fiscal	Floor	Desk	Policy	Fiscal	Floor	Conf. Conc.	Enrolled	Vetoed	Chaptered
1st House				2nd House							

Summary: Current law establishes requirements that apply when a public entity is required by statute or regulation to obtain an enforceable commitment that a bidder, contractor, or other entity will use a skilled and trained workforce to complete a contract or project. Current law requires the enforceable commitment to provide that the contractor, bidder, or other entity will provide to the public entity or other awarding body a report on a monthly basis demonstrating its compliance with these requirements. Current law defines "skilled and trained workforce" for purposes of these provisions to mean that at least 60% of the skilled journeypersons employed to perform work on the contract or project by every contractor and each of its subcontractors at every tier are graduates of an apprenticeship program for the applicable occupation, except for specified occupations. This bill would require the monthly compliance report to include the full name of, and identify the apprenticeship program name, location, and graduation date of, all workers relied upon to satisfy the apprenticeship graduation percentage requirement.

Organization	Position	Priority	Misc1	Misc2
State Water Contractors	SWC - W	Priority 1		

SB 1303 (Caballero D) Public works.

Current Text: Chaptered: 9/29/2024 [html](#) [pdf](#)

Introduced: 2/15/2024

Last Amend: 8/19/2024

Status: 9/29/2024-Approved by the Governor. Chaptered by Secretary of State. Chapter 991, Statutes of 2024.

Location: 9/29/2024-S. CHAPTERED

Desk	Policy	Fiscal	Floor	Desk	Policy	Fiscal	Floor	Conf. Conc.	Enrolled	Vetoed	Chaptered
1st House				2nd House							

Summary: Current law requires that, except as specified, not less than the general prevailing rate of per diem wages, determined by the Director of Industrial Relations, be paid to workers employed on public works projects. Current law defines the term "public works" for purposes of requirements regarding the payment of prevailing wages to include construction, alteration, demolition, installation, or repair work done under contract and paid for using public funds, except as specified. Existing law requires an awarding body, as part of a labor compliance program, to withhold contract payments when, among other things, payroll records are delinquent or inadequate. Current law requires an awarding body, as specified, to provide notice of withholding of contract payments to the contractor or subcontractor. Current law requires the notice to be in writing, and describe the nature of the violation and the amount of wages, penalties, and forfeitures withheld. This bill would require a private labor compliance entity, prior to withholding funds for an alleged violation, to confer with the negotiating parties to review relevant public works law, and would prohibit the entity from withholding an amount that exceeds the alleged underpayments and penalty assessments. The bill would require a private labor compliance entity seeking to withhold funds to provide a venue for a public works contractor or subcontractor to review and respond to evidence of alleged violations, as specified.

Organization	Position	Priority	Misc1	Misc2
State Water Contractors	SWC - W	Priority 1		CMUA - W

SB 1390 (Caballero D) Groundwater recharge: floodflows: diversion.

Current Text: Amended: 8/22/2024 [html](#) [pdf](#)

Introduced: 2/16/2024

Last Amend: 8/22/2024

Status: 9/1/2024-Failed Deadline pursuant to Rule 61(b)(17). (Last location was THIRD READING on 8/31/2024)

Location: 8/31/2024-A. DEAD

Desk	Policy	Fiscal	Floor	Desk	Policy	Fiscal	Dead	Conf. Conc.	Enrolled	Vetoed	Chaptered
1st House				2nd House							

Summary: Current law declares that all water within the state is the property of the people of the state, but the right to the use of the water may be acquired by appropriation in the manner provided by law. Current law requires the appropriation to be for some useful or beneficial purpose. Current law provides, however, that the diversion of floodflows for groundwater recharge does not require an appropriative water right if certain conditions are met, including that a local or regional agency that has adopted a local plan of flood control or has considered flood risks as part of its most recently adopted general plan has given notice, as provided, of imminent risk of flooding and inundation of lands, roads, or structures. Current law defines "floodflow" for these purposes, to include circumstances in which flows would inundate ordinarily dry areas in the bed of a terminal lake to a depth that floods dairies and other ongoing agricultural activities, or areas with substantial residential, commercial, or industrial development. Current law defines "imminent" for these purposes to mean a high degree of confidence that a condition will begin in the immediate future. Current law also requires the person or entity making the diversion for groundwater recharge purposes to file with the State Water Resources Control Board and any applicable groundwater sustainability agency for the basin, a notice containing specified information no later than 48 hours after initially commencing diversion of floodflows for groundwater recharge, a preliminary report no later than 14 days after initially commencing that diversion, and a final report no later than 15 days after the diversions cease. These requirements apply to diversions commenced before January 1, 2029. This bill would, among other things, expand the conditions that are required to be met for the diversion of floodwaters for groundwater recharge that do not require an appropriative water right. The bill would expand the definition of "floodflow" to include flows that are projected by the local or regional agency to inundate ordinarily dry areas in the bed of a terminal lake, as described above. The bill would revise the definition of "imminent" to mean a high degree of confidence that a condition will begin or is projected to begin within the next 72 hours.

Organization	Position	Priority	Misc1	Misc2
State Water Contractors	SWC - S	Priority 1	ACWA - W	CMUA - W

Total Measures: 13
Total Tracking Forms: 13